


NATIONAL INSTITUTE OF TECHNOLOGY

TIRUCHIRAPPALLI – 620015 TAMILNADU



ANNUAL ACCOUNTS

2019-2020

NATIONAL INSTITUTE OF TECHNOLOGY

TIRUCHIRAPPALLI – 620015

ANNUAL STATEMENT OF ACCOUNTS 2019-20

Contents	Page
Balance Sheet as at 31 st March, 2020	1
Income and Expenditure Account	2
Schedules	3 - 34
Notes on Accounts	35 - 45
Receipts and Payments Account	46
GPF and NPS	47-52

National Institute of Technology, Tiruchirappalli-620 015
Balance Sheet as at 31.03.2020


		₹	₹
Sources of Funds	Schedule No.	2019-20	2018-19
Capital Fund	<u>1</u>	5985175228	5101084544
Designated/Earmarked/Endowment Funds	<u>2</u>	1691185761	1351195635
Unsecured Loans - HEFA Loan	<u>2(HEFA)</u>	53200000	0
Current Liabilities & Provisions	<u>3</u>	1216143743	2027986946
TOTAL		8945704732	8480267125
Application of Funds	Schedule No.	2019-20	2018-19
Fixed Assets	<u>4</u>		
Tangible Assets		3299449698	3379939467
Intangible Assets		52877941	242689893
Capital Works-in-progress		1599910372	1355577398
Investments From Earmarked/Endowment Funds	<u>5</u>		
Long Term		118103655	420695031
Short Term		1366613626	860127333
Investments - Others	<u>6</u>	0	0
Current Assets	<u>7</u>	2109670732	1256589309
Loans,Advances & Deposits	<u>8</u>	399078708	964648694
TOTAL		8945704732	8480267125


Significant Accounting Policies

23

Contingent Liabilities and Notes to Accounts

24


 Registrar
 NIT-Trichy


 Director
 NIT-Trichy

National Institute of Technology, Tiruchirappalli-620 015
Income and Expenditure Account for the Period/Year Ended 31.03.2020

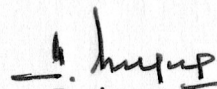
		₹	₹
Particulars	Schedule No.	2019-20	2018-19
INCOME			
Academic Receipts	<u>9</u>	641569037	542931333
Grants/Subsidies	<u>10</u>	1732480650	1069533898
Income From Investments	<u>11</u>	52440288	18708895
Interest Earned	<u>12</u>	13345864	15998667
Other Income	<u>13</u>	172967622	127923231
Prior Period Income	<u>14</u>	14230438	2032133
TOTAL-(A)		2627033899	1777128157
EXPENDITURE			
Staff Payments & Benefits (Eatablishment Expenses)	<u>15</u>	1134817955	1154463085
Academic Expenses	<u>16</u>	376962054	339696199
Administrative and General Expenses	<u>17</u>	137900322	136549382
Transportation Expenses	<u>18</u>	5704007	5097709
Repairs & Maintenance	<u>19</u>	90878352	74728688
Finance Costs	<u>20</u>	1646059	157227
Depreciation	<u>4</u>	242214413	340595557
Other Expenses	<u>21</u>	0	0
Prior Period Expenses	<u>22</u>	16545487	1435867
TOTAL-(B)		2006668649	2052723714
Balance Being Excess of Income over Expenditure (A-B)		620365250	-275595557
Transfer to / from Designated Fund (Building Fund)		132662644	
Capital Expenditure from IRG - Capitalised		4268629	0
Others ()-Corpus Fund (78000000+11189000)		89189000	65000000
Balance Being Surplus/Deficit Carried to Capital Fund		394244977	-340595557

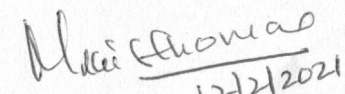
Significant Accounting Policies

23

Contingent Liabilities and Notes to Accounts

24


 Registrar
 NIT-Trichy



 Director
 NIT-Trichy
 12/2/2021

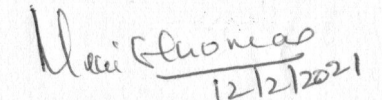
**SCHEDULES FORMING PART
OF
BALANCE SHEET**

National Institute of Technology, Tiruchirappalli-620 015

SCHEDULE 1: CAPITAL FUND

Particulars		₹	₹
		2019-20	2018-19
	Balance as at the Beginning of the Year	5101084544	5400294035
Add:	Contribution towards Capital Fund	0	0
Add:	Grant from UGC, Govt of India and State Government to the extent utilized for capital expenditure	200141268	294080836
Add:	Assets Purchased out of IRG	4268629	
Add:	Assets Purchased out of Earmarked Funds	0	0
Add:	Assets Purchased out of Sponsored Projects, Where ownership vests in the institution	700553	3695845
Add:	Assets Donated/Gifts Received (Siemens COE)	0	79276946
Add:	Other Additions	0	0
Add:	Transfer from Surplus IRG 2018-19	459462685	
Add:	Excess of Income over expenditure transferred from the income & Expenditure Account	394244977	0
Total		6159902656	5777347662
Deduct:	Deficit transferred from the Income & Expenditure Account	0	-340595557
Deduct:	Depreciation on Assets Donated/Gifts Received (Siemens COE)	-174727428	-335667561
Balance at the Year End		5985175228	5101084544


 Registrar
 NIT-Trichy

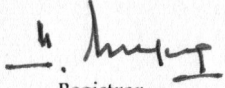

 Director
 NIT-Trichy

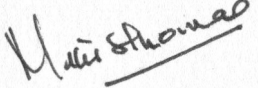
National Institute of Technology, Tiruchirappalli-620 015

SCHEDULE 2: DESIGNATED/EARMARKED/ENDOWMENT FUNDS

Particulars	Fund wise Breakup									Total	
	Corpus Fund	Building Fund	Staff Development Fund	Maintenance Fund	Depreciation Fund	Student Welfare Fund	ECC Fund	AIRC Fund	Endowment	2019-20	2018-19
A.											
a) Opening Balance	1280714910	0	22806360	1012672	1012672	15190060	15675943	0	14783018	1351195635	1199885380
b) Additions during the year	106512809	132662644	282582	0	0	0	0	5892802	0	245350837	66646179
c) Income from investments made of the funds	40859373	0	727555	32306	32306	484585	497341	353951	904352	43891769	21646492
d) Accrued Interest on Investments/Advances	48842233	0	818791	36357	36357	545352	562796	0	0	50841886	63127773
e) Interest on Savings Bank Account	177299	0	3157	140	140	2103	2170	0	0	185009	156274
f) Other Additions	0	0	0	0	0	0	0	0	0	0	0
Total - (A)	1477106624	132662644	24638445	1081475	1081475	16222100	16738250	6246753	15687370	1691465136	1351462098
B.											
Utilisation/Expenditure towards objectives of Funds											
i) Capital Expenditure	0	0	0	0	0	0	0	0	0	0	0
ii) Revenue Expenditure	0	0	0	0	0	0	0	126058	153317	279375	266463
Total - (B)	0	0	0	0	0	0	0	126058	153317	279375	266463
Closing balance at the year end (A-B)	1477106624	132662644	24638445	1081475	1081475	16222100	16738250	6120695	15534053	1691185761	1351195635
Represented by											
Cash and Bank Balances	3696264	0	0	0	0	0	288236	920695	2142756	7047951	7245498
Investments	1408652128	0	23819654	1045118	1045118	15676748	15887218	5200000	13391297	1484717281	1280822364
Interest accrued but not due	45980084	0	818791	36357	36357	545352	562796	0	0	47979737	60265624
TDS Receivable	2862149	0	0	0	0	0	0	0	0	2862149	2862149
Receivable from IRG Account	11189000	0	0	0	0	0	0	0	0	11189000	0
Receivable from R&C Account	4726999	0	0	0	0	0	0	0	0	4726999	0
CPWD Deposits/WIP	0	106862644	0	0	0	0	0	0	0	106862644	0
HEFA Loan A/c	0	25800000	0	0	0	0	0	0	0	25800000	0
Total	1477106624	132662644	24638445	1081475	1081475	16222100	16738250	6120695	15534053	1691185761	1351195635

*The Bank balances of ECC Fund and Endowment Fund are presented with ECC and Non-Plan Account bank balances respectively.


Registrar
NIT-Trichy


Director
NIT-Trichy

National Institute of Technology, Tiruchirappalli-620 015

SCHEDULE 2(HEFA) : UNSECURED LOANS - HEFA LOAN

Particulars	2019-20	2018-19
A. HEFA Loan		
a) Opening Balance	0	0
b) Additions during the year	79000000	0
Total (A)	79000000	0
B. Repayment during the Year	25800000	0
Closing balance at the year end (A-B)	53200000	0

Alindulla
21/9/20
Registrar (i/c)
NIT-Trichy

Mei Suresh
21/9/2020
Director
NIT-Trichy

National Institute of Technology, Tiruchirappalli-620 015

SCHEDULE : 2 (a) ENDOWMENT FUNDS

Sl.No.	Name of the Endowment	Opening Balance As on 1.4.2019		Additions during the years		Total		Expenditure on the object during the year	Closing Balance		Total
		Endowment	Accumulated Interest	Endowment	Interest	Endowment	Accumulated Interest		Endowment	Accumulated Interest	
1	2	3	4	5	6	7 (3+5)	8 (4+6)	9	10	11	12 (10+11)
1	Dr. Sargurudas Memorial Fund	500	0	0	33	500	33	33	500	0	500
2	Kharche Associated Fund	10000	0	0	656	10000	656	656	10000	0	10000
3	Dr. M. Shanmugam Fund	400000	0	0	26220	400000	26220	26220	400000	0	400000
4	Chetterjee Memorial Fund	10000	0	0	656	10000	656	656	10000	0	10000
5	Rajalaxmi Trust Fund	3000	0	0	197	3000	197	197	3000	0	3000
6	Balakumaran Memorial Fund	10000	0	0	656	10000	656	656	10000	0	10000
7	Reunion Fund	44065	19624	0	2888	44065	22512	0	44065	22512	66577
8	Janardhan Iyengar & Seethamma Fund	20000	0	0	1310	20000	1310	1310	20000	0	20000
9	Prof. S. Muthukaruppan Fund	10000	0	0	656	10000	656	656	10000	0	10000
10	Avinash Memorial Endowment Fund	200000	0	0	13110	200000	13110	13110	200000	0	200000
11	Prof. S.H.Ibrahim Endowment Fund	25000	0	0	1639	25000	1639	1639	25000	0	25000
12	Prof.M.Sitaraman Endowment Fund	25000	0	0	1639	25000	1639	1639	25000	0	25000
13	Prof.Thirumalai Arasan Mem Fund	25000	0	0	1639	25000	1639	1639	25000	0	25000
14	Neeela Balasubramanian Memorial Award (Dr.B.Sekar)	125000	0	0	8194	125000	8194	8194	125000	0	125000
15	Karthik Memorial Fund(Dr.G.Swaminathan)	50000	0	0	3278	50000	3278	3278	50000	0	50000
16	Vijayalakshmi Kannan Memorial Fund	15000	0	0	983	15000	983	983	15000	0	15000
17	Dr.Duraisamy Memorial Fund (Dr.TSRajan)	50000	0	0	3278	50000	3278	3278	50000	0	50000
18	RECAL NITT Fund	68823	23288	0	4512	68823	27800	0	68823	27800	96623
19	Ruby & Topaz 84 Batch Endowment Fund	952909	231068	0	62466	952909	293534	0	952909	293534	1246443
20	Subash Chandrabose Memorial Award	75000	0	0	5136	75000	5136	5136	75000	0	75000
21	Dr.P.S.Manisundaram Endowment Fund	75000	0	0	4917	75000	4917	4917	75000	0	75000
22	Oisik Adak Memorial Award(Fragyan)	290001	0	0	19010	290001	19010	19010	290001	0	290001
23	Dr.J.Raja Memorial Fund	50000	0	0	3278	50000	3278	3278	50000	0	50000
24	Prof.Joseph Martin Fernando Trophy	50000	0	0	3278	50000	3278	3278	50000	0	50000
25	S.J. Chainulu Medal of Excellence	500000	0	0	32775	500000	32775	32775	500000	0	500000
26	Prof. K.S. Pandey	117000	0	0	7669	117000	7669	7669	117000	0	117000
27	M/s. Chennai Metco P. Ltd., Chennai	200000	0	0	13110	200000	13110	13110	200000	0	200000
28	80 BATCH CHAIR FUND	1000000	1107740	0	681169	1000000	1788909	0	1000000	1788909	11788909
TOTAL		13401298	1381720	0	904352	13401298	2286072	153317	13401298	2132755	15534053

Shindrella
21/9/20
Registrar
NIT-Trichy

Neelakannu
21/9/2020
Director
NIT-Trichy

National Institute of Technology, Tiruchirappalli-620 015

SCHEDULE 3: CURRENT LIABILITIES & PROVISIONS

	₹	₹
Particulars	2019-20	2018-19
A. Current Liabilities		
1. Deposits from Staff	0	0
2. Deposits from Students	78091987	64744528
3. Sundry Creditors		
a) For Goods & Services	21891253	18759630
b) Others	74491857	107701753
4. Deposit-Others(including EMD, Security Deposit)	49703375	43410380
5. Statutory Liabilities (GPF, TDS, WC Tax, CPF, GIS, NPS):		
a) Overdue	0	0
b) Others	585517	1787854
6. Other Current Liabilities		
a) Salaries	105694894	79560176
b) Receipts against Sponsored Projects	434340772	963882133
c) Receipts against Sponsored Fellowships & Scholarships	23082827	21642112
d) Unutilised Grants	276069234	642634737
e) Grants in Advance	0	0
f) Other Funds (a) TEQIP Funds	80925	152556
(b) CSAB 2019 Funds	127940215	0
g) Other Liabilities	24170887	83711087
Total (A)	1216143743	2027986946
B. Provisions		
1. For Taxation	0	0
2. Gratuity	0	0
3. Superannuation/Pension	0	0
4. Accumulated Leave Encashment	0	0
6. Trade Warranties/Claims	0	0
7. Others	0	0
Total (B)	0	0
Total (A+B)	1216143743	2027986946

Almidulla
21/9/20
Registrar (i/c)
NIT-Trichy


Mai Gurusu
21/9/2020
Director
NIT-Trichy

National Institute of Technology, Tiruchirappalli-620 015

SCHEDULE 3 (a): SPONSORED PROJECTS

Sl.No.	Name of the Project	Opening Balance as on 01.04.2019		Receipts/ Recoveries during the year	Total	Expenditure during the year	Closing Balance as on 31.03.2020	
		Credit	Debit				Credit	Debit
		3	4				8	9
1	DST, New Delhi	61451631	0	37809926	99261557	43110017	56151540	0
2	CSIR, New Delhi	2507025	0	2485996	4993021	1187914	3805107	0
3	UGC/AICTE, New Delhi	1468774	0	1829577	3298351	786029	2512322	0
4	DRDO & Defence Research Laboratories	16193979	0	17173919	33367898	14610301	18757597	0
5	MHRD & MHRD (SCSP/TSP/PWD)	5152211	0	117502	5269713	368433	4901280	0
6	MHRD-GIAN	2327726	0	3046258	5373984	4924631	449353	0
7	SERB, New Delhi	37271720	0	27968592	65240312	29237994	36002318	0
8	SPARC	0	0	28900304	28900304	8843698	20056606	0
9	TAT/MODROB Projects	5765761	0	0	5765761	0	5765761	0
10	a) SIEMENS COE	693299444	0	0	693299444	563304536	129994908	0
	b) SIEMENS COE -Service	26514103	0	0	26514103	13257052	13257051	0
11	Miscellaneous Projects	45987707	0	19396173	65383880	19733408	45650472	0
12	HACKATHON	247190	0	1539847	1787037	1724263	62774	0
13	L & T - CTM Funds	16580327	0	10068061	26648388	3089592	23558796	0
14	Conference Consultancy Fund	0	0	8354718	8354718	4335063	4019655	0
15	Research Management Fund	6811402	0	2457222	9268624	1056228	8212396	0
16	ECC Fund	29222757	0	64898212	94120969	46018509	48102460	0
17	ICSR Fund	1405076	0	0	1405076	0	1405076	0
18	Project & Consultancy Fund	11675300	0	0	11675300	0	11675300	0
	TOTAL	963882133	0	226046307	1189928440	755587668	434340772	0
19	TEQIP Project	152556	0	29531704	29684260	29603335	80925	0
	TOTAL	964034689	0	255578011	1219612700	785191003	434421697	0


 Registrar (i/c)
 NIT-Trichy


 Director
 NIT-Trichy

National Institute of Technology, Tiruchirappalli-620 015

SCHEDULE 3 (b): SPONSORED FELLOWSHIPS AND SCHOLARSHIPS

Sl.No.	Name of Sponsor	Opening Balance as on 01.04.19		Tansactions During the year		Closing Balance as On 31.3.2020	
		CR	DR	CR	DR	CR	DR
1	2	3	4	5	6	7	8
1	University Grants Commission	0	0	0	0	0	0
2	Ministry.....	0	0	0	0	0	0
3	Others (Specify individually)						
	a) R & C Fellowships	17036793		28543381	26608042	18972132	0
	b) State scholarships	4137209	0	1040237	1534861	3642585	0
	c) QIP Fellowships	468110	0	0	0	468110	0
	TOTAL	21642112	0	29583618	28142903	23082827	0

Lindrella
21/9/20

Registrar (i/c)
NIT-Trichy

Mai S...
21/9/2020

Director
NIT-Trichy

National Institute of Technology, Tiruchirappalli-620 015

SCHEDULE 3 (c): UNUTILISED GRANTS FROM UGC, GOVERNMENT OF INDIA AND STATE GOVERNMENTS

	₹	₹
	2019-20	2018-19
A. Capital Grants : Government of India, MHRD		
Balance B/F	56684358	159565194
Add : Receipts during the year	204977000	191200000
Total (a)	261661358	350765194
Less Refunds		
Less : Utilized for Revenue Expenditure		
Less : Utilized for Capital Expenditure	200141268	294080836
Total (b)	200141268	294080836
Unutilized carried forward (a-b)	61520090	56684358
B. UGC Grants : Plan		
Balance B/F	0	0
Add : Receipts during the year	0	0
Total (c)	0	0
Less Refunds		
Less : Utilized for Revenue Expenditure	0	0
Less : Utilized for Capital Expenditure	0	0
Total (d)	0	0
Unutilized carried forward (c-d)	0	0
C. Govt.of India, MHRD Grants: Revenue		
Balance B/F	585950379	118084277
Add : Receipts during the year (Grant)	1820542100	1537400000
Total (e)	2406492479	1655484277
Less : Surplus IRG 2018-19 transfer to Capital Fund	459462685	0
Less : Utilized for Revenue Expenditure	1732480650	1069533898
Less : Utilized for Capital Expenditure	0	0
Total (f)	2191943335	1069533898
Unutilized carried forward (e-f)	214549144	585950379
D. Plan Grants : Government of India		
Balance B/F	0	0
Add : Receipts during the year	0	0
Total (g)		
Less Refunds		
Less : Utilized for Revenue Expenditure	0	0
Less : Utilized for Capital Expenditure	0	0
Total (h)		
Unutilized carried forward (g-h)	0	0
* GRAND TOTAL (A+B+C+D)	276069234	642634737

Almichella
21/9/20
Registrar (i/o)
NIT-Trichy


M. S. S. S.
21/9/2020
Director
NIT-Trichy

National Institute of Technology, Tiruchirappalli-620 015

SCHEDULE 3 (c): UNUTILISED GRANTS FROM UGC, GOVERNMENT OF INDIA AND STATE GOVERNMENTS - OBJECT HEADWISE & IRG

	₹
	2019-20
A. Capital Grants : Government of India, MHRD (OH-35)	
Balance B/F (28204566+28479792 CPWD Deposits)	56684358
Add : Receipts during the year	204977000
Total (a)	261661358
Less Refunds	
Less : Utilized for Revenue Expenditure	
Less : Utilized for Capital Expenditure	200141268
Total (b)	200141268
Unutilized carried forward (a-b)	61520090
B. Govt. of India, MHRD Grants : Revenue (OH-36)	
Balance B/F	126487694
Add : Receipts during the year (Grant)	909182000
Total (c)	1035669694
Less : Utilized for Revenue Expenditure	821120550
Less : Utilized for Capital Expenditure	0
Total (d)	821120550
Unutilized carried forward (c-d)	214549144
C. Govt. of India, MHRD Grants: Revenue (OH - 31)	
Balance B/F	459462685
Add : Receipts during the year (Grant)	911360100
Total (e)	1370822785
Less : Surplus IRG 2018-19 transfer to Capital Fund	459462685
Less : Utilized for Revenue Expenditure	943333686
Less : Utilized for Capital Expenditure	0
Total (f)	1402796371
Unutilized carried forward (e-f)	-31973586
Deficit balance adjusted in IRG 2019-20	31973586
Unutilized carried forward	0
* GRAND TOTAL (A+B+C)	276069234
D. IRG Account	
Balance B/F	0
Add : Receipts during the year	805364249
Total (g)	805364249
Less : Refunds	0
Less : Deficit balance under OH-31 adjusted in IRG 2019-20	31973586
Less : Utilized for Capital Expenditure	136931273
Total (h)	168904859
Surplus IRG 2019-20 transfer to Capital Fund (g-h)	636459390


 Registrar (i/c)
 NIT-Trichy


 Director
 NIT-Trichy

National Institute of Technology, Tiruchirappalli-620 015

SCHEDULE 4: FIXED ASSETS

Sl.No.	Assets Heads	Gross Block				Depreciation for the year 2019-20				Net Block	
		Op Balance	Additions	Deductions	Cl Balance 31.03.2020	Dep Opening Balance	Depreciation for the year	Deductions/ Adjustment	Total Depreciation	31.03.2020	31.03.2019
1	Land	4709795	0	0	4709795	0	0	0	0	4709795	4709795
2	Site Development	0	0	0	0	0	0	0	0	0	0
3	Buildings	2503552859	14217590	0	2517770449	350781714	50355410	0	401137124	2116633325	2152771145
4	Roads & Bridges	42244826	772861	0	43017687	3678012	860353	0	4538365	38479322	38566814
5	Tubewells & Water Supply	45304846	952200	0	46257046	4073372	925140	0	4998512	41258534	41231474
6	Sewerage & Drainage	58924421	2705878	0	61630299	4479128	1232607	0	5711735	55918564	54445293
7	Electrical Installation and Equipment	93731176	6150400	0	99881576	22730189	4994079	0	27724268	72157308	71000987
8	Plant & Machinery	28361545	5175926	0	33537471	6500102	1676873	0	8176975	25360496	21861443
9	Scientific & Laboratory Equipments	1749176020	53173903	0	1802349923	948202147	110008255	0	1058210402	744139521	800973873
10	Office Equipments	71618377	320864	0	71939241	48008397	3772903	0	51781300	20157941	23609980
11	Audio Visual Equipments	12136295	1299569	0	13435864	3411902	1007691	0	4419593	9016271	8724393
12	Computers & Peripherals	316223030	28351524	0	344574554	264230919	24003068	0	288233987	56340567	51992111
13	Furniture, Fixtures & Fittings	158676526	19389120	0	178065646	76076019	12452778	0	88528797	89536849	82600507
14	Vehicles	14779668	0	0	14779668	7610786	1067102	0	8677888	6101780	7168882
15	Lib.Books & Scientific Journals	55712668	3807388	0	59520056	35429898	4450733	0	39880631	19639425	20282770
16	Small Value Assets	23387	0	0	23387	23387	0	0	23387	0	0
Total (A)		5155175439	136317223	0	5291492662	1775235972	216806992	0	1992042964	3299449698	3379939467
17	Capital Work in Progress (B)	1355577398	246045968	1712994	1599910372	0	0	0	0	1599910372	1355577398
Sl.No.	Intangible Assets	Op Balance	Additions	Deductions	Cl Balance	Amorti. Op Balance	Amortization for the year	Deductions/ Adjustment	Total Amortization	31.03.2020	31.03.2019
18	Computer Software(Incl. SIEMENS)*	968700882	9343182	0	978044064	775813139	192353775	0	968166914	9877150	192887743
19	E-Journals	48689503	0	0	48689503	47049093	1640410	0	48689503	0	1640410
20	Patents	2797659	979715	0	3777374	403569	419708	0	823277	2954097	2394090
21	SIEMENS' IP	51488606	0	0	51488606	5720956	5720956	0	11441912	40046694	45767650
Total (C)		1071676650	10322897	0	1081999547	828986757	200134849	0	1029121606	52877941	242689893
Grand Total (A+B+C)		7582429487	392686088	1712994	7973402581	2604222729	416941841	0	3021164570	4952238011	4978206758

Note: The figure in column 'Deductions' under Gross Block against head Capital Work in Progress represents the transfer from Work in Progress to Assets during the year.

The figure in column 'Additions' during the year under Gross Block against Assets 1 to 14 include transfer from Work in Progress during the year, as well as further acquisitions during the year.

* Scientific & Laboratory Equipments Depreciation includes SIEMENS Assets Depreciation for the Year of ₹17,47,27,428/-.

Hindrella
21/9/20
Registrar (i/c)
NIT-Trichy

Neel Kumar
21/9/2020
Director
NIT-Trichy

National Institute of Technology, Tiruchirappalli-620 015

SCHEDULE 4(a): FIXED ASSETS - Capital Grant & IRG

Sl.No.	Assets Heads	Gross Block				Depreciation for the year 2019-20				Net Block	
		Op Balance	Additions	Deductions	Cl Balance 31.03.2020	Dep Opening Balance	Depreciation for the year	Deductions/ Adjustment	Total Depreciation	31.03.2020	31.03.2019
1	Land	4709795	0	0	4709795	0	0	0	0	4709795	4709795
2	Site Development	0	0	0	0	0	0	0	0	0	0
3	Buildings	2503552859	14217590	0	2517770449	350781714	50355410	0	401137124	2116633325	2152771145
4	Roads & Bridges	42244826	772861	0	43017687	3678012	860353	0	4538365	38479322	38566814
5	Tubewells & Water Supply	45304846	952200	0	46257046	4073372	925140	0	4998512	41258534	41231474
6	Sewerage & Drainage	58924421	2705878	0	61630299	4479128	1232607	0	5711735	55918564	54445293
7	Electrical Installation and Equipment	93659146	6150400	0	99809546	22722985	4990477	0	27713462	72096084	70936161
8	Plant & Machinery	28361545	5007776	0	33369321	6500102	1668465	0	8168567	25200754	21861443
9	Scientific & Laboratory Equipments	1651571866	52806762	0	1704378628	938853495	102164957	0	1041018452	663360176	712718371
10	Office Equipments	71618377	320864	0	71939241	48008397	3772903	0	51781300	20157941	23609980
11	Audio Visual Equipments	12040736	1299569	0	13340305	3397568	1000524	0	4398092	8942213	8643168
12	Computers & Peripherals	315897930	28234633	0	344132563	264095859	23914670	0	288010529	56122034	51802071
13	Furniture, Fixtures & Fittings	158488526	19389120	0	177877646	76033719	12438678	0	88472397	89405249	82454807
14	Vehicles	14734008	0	0	14734008	7601654	1062536	0	8664190	6069818	7132354
15	Lib.Books & Scientific Journals	55712668	3807388	0	59520056	35429898	4450733	0	39880631	19639425	20282770
16	Small Value Assets	23387	0	0	23387	23387	0	0	23387	0	0
Total (A)		5056844936	135665041	0	5192509977	1765679290	208837453	0	1974516743	3217993234	3291165646
17	Capital Work in Progress (B)	1355577398	246045968	1712994	1599910372	-	-	-	-	1599910372	1355577398
Sl.No.	Intangible Assets	Op Balance	Additions	Deductions	Cl Balance	Amorti. Op Balance	Amortization for the year	Deductions/ Adjustment	Total Amortization	31.03.2020	31.03.2019
18	Computer Software	129531980	9294811	0	138826791	104478017	24471624	0	128949641	9877150	25053963
19	E-Journals	48689503	0	0	48689503	47049093	1640410	0	48689503	0	1640410
20	Patents	2797659	979715	0	3777374	403569	419708	0	823277	2954097	2394090
21	SIEMENS' IP	51488606	0	0	51488606	5720956	5720956	0	11441912	40046694	45767650
Total (C)		232507748	10274526	0	242782274	157651635	32252698	0	189904333	52877941	74856113
Grand Total (A+B+C)		6644930082	391985535	1712994	7035202623	1923330925	241090151	0	2164421076	4870781547	4721599157

Note: The figure in column 'Deductions' under Gross Block against head Capital Work in Progress represents the transfer from Work in Progress to Assets during the year.

The figure in column 'Additions' during the year under Gross Block against Assets 1 to 14 include transfer from Work in Progress during the year, as well as further acquisitions during the year.

Alindrella
21/9/20
Registrar
NIT-Trichy

M. S. Srinivasan
21/9/2020
Director
NIT-Trichy

National Institute of Technology, Tiruchirappalli-620 015

SCHEDULE 4 (b): FIXED ASSETS-OTHERS (Sponsored Projects)

Sl.No.	Assets Heads	Gross Block				Depreciation for the year 2019-20				Net Block	
		Op Balance	Additions	Deductions	Cl Balance	Dep Opening Balance	Depreciation for the year	Deductions/ Adjustment	Total Depreciation	31.03.2020	31.03.2019
1	Land	0	0	0	0	0	0	0	0	0	0
2	Site Development	0	0	0	0	0	0	0	0	0	0
3	Buildings	0	0	0	0	0	0	0	0	0	0
4	Roads & Bridges	0	0	0	0	0	0	0	0	0	0
5	Tubewells & Water Supply	0	0	0	0	0	0	0	0	0	0
6	Sewerage & Drainage	0	0	0	0	0	0	0	0	0	0
7	Electrical Installation and Equipment	72030	0	0	72030	7204	3602	0	10806	61224	64826
8	Plant & Machinery	0	168150	0	168150	0	8408	0	8408	159742	0
9	Scientific & Laboratory Equipments	97604154	367141	0	97971295	9348652	7843298	0	17191950	80779345	88255502
10	Office Equipments	0	0	0	0	0	0	0	0	0	0
11	Audio Visual Equipments	95559	0	0	95559	14334	7167	0	21501	74058	81225
12	Computers & Peripherals	325100	116891	0	441991	135060	88398	0	223458	218533	190040
13	Furniture, Fixtures & Fittings	188000	0	0	188000	42300	14100	0	56400	131600	145700
14	Vehicles	45660	0	0	45660	9132	4566	0	13698	31962	36528
15	Lib.Books & Scientific Journals	0	0	0	0	0	0	0	0	0	0
16	Small Value Assets	0	0	0	0	0	0	0	0	0	0
Total (A)		98330503	652182	0	98982685	9556682	7969539	0	17526221	81456464	88773821
17	Capital Work in Progress (B)	-	-	-	-	-	-	-	-	-	-
Sl.No.	Intangible Assets	Op Balance	Additions	Deductions	Cl Balance	Amort. Op Balance	Amorti. for the year	Deductions/ Adjustment	Total Amortization	31.03.2020	31.03.2019
18	Computer Software (SIEMENS)	839168902	48371	0	839217273	671335122	167882151	0	839217273	0	167833780
19	E-Journals	0	0	0	0	0	0	0	0	0	0
20	Patents	0	0	0	0	0	0	0	0	0	0
21	SIEMENS' IP	0	0	0	0	0	0	0	0	0	0
Total (C)		839168902	48371	0	839217273	671335122	167882151	0	839217273	0	167833780
Grand Total (A+B+C)		937499405	700553	0	938199958	680891804	175851690	0	856743494	81456464	256607601

Amudhella
21/9/20

Registrar (i/c)
NIT-Trichy


Mani Kumar
21/9/2020


Director
NIT-Trichy

National Institute of Technology, Tiruchirappalli-620 015

SCHEDULE 5 : INVESTMENTS FROM EARMARKED/ENDOWMENT FUNDS

		₹	₹
Sl.No.	Particulars	2019-20	2018-19
1	In Central Government Securities	0	0
2	In State Government Securities	0	0
3	Other approved Securites	0	0
4	Shares	0	0
5	Debentures and Bonds	0	0
6	Term Deposits with Banks	1484717281	1280822364
7	Others (to be specified)	0	0
	Total	✓ 1484717281	1280822364


 Registrar (i/c)
 NIT-Trichy


 Director
 NIT-Trichy

National Institute of Technology, Tiruchirappalli-620 015

SCHEDULE 5 (a) : INVESTMENTS FROM EARMARKED/ENDOWMENT FUNDS (FUND WISE)

		₹	₹
Sl.No.	Particulars	2019-20	2018-19
1	Corpus Fund Investments	1408652128	1214740544
2	Staff Development Fund Investments	23819654	21680812
3	Maintenance Fund Investments	1045118	962340
4	Depreciation Fund Investments	1045118	962340
5	Student Welfare Fund Investments	15676748	14435086
6	ECC Fund Investments	15887218	14620764
7	AIIC Fund Investments	5200000	0
8	Endowment Fund Investments	13391297	13420478
Total		1484717281	1280822364

Alindrella
21/9/20

Registrar (i/c)
NIT-Trichy


M. S. S. S.
21/9/2020


Director
NIT-Trichy

National Institute of Technology, Tiruchirappalli-620 015

SCHEDULE 6 : INVESTMENTS - OTHERS

		₹	₹
Sl.No.	Particulars	2019-20	2018-19
1	In Central Government Securities	0	0
2	In State Government Securities	0	0
3	Other approved Securites	0	0
4	Shares	0	0
5	Debentures and Bonds	0	0
6	Others (to be specified)	0	0
	Total	0	0



 21/9/20
 Registrar (i/c)
 NIT-Trichy



 21/9/2020
 Director
 NIT-Trichy

National Institute of Technology, Tiruchirappalli-620 015

SCHEDULE 7 : CURRENT ASSETS

	₹	₹
Particulars	2019-20	2018-19
1. Stock		
a) Stores and Spares	0	0
b) Loose Tools	0	0
c) Publications	0	0
d) Laboratory chemicals, Consumables and glass ware	0	0
e) Building Material	0	0
f) Electrical Material	0	0
g) Stationery	0	0
h) Water supply Materials	0	0
2. Sundry Debtors		
a) Debts Outstanding for a period of exceeding six months	0	0
b) Other ()	17790118	16858475
3. Cash and bank Balances (inc. Stamp on Hand)		
Stamp on Hand :	280623	279059
a) With Scheduled Banks:-		
- In Current Accounts	18914569	69619188
- In Term Deposit Accounts	1577144683	551480628
- In Savings Accounts	495540739	618351959
b) With Non-Scheduled Banks:-		
- In Term Deposit Accounts	0	0
- In Savings Accounts	0	0
4. Post Office-Savings Accounts	0	0
Total	2109670732	1256589309


 Registrar (i/c)
 NIT-Trichy


 Director
 NIT-Trichy

National Institute of Technology, Tiruchirappalli-620 015

SCHEDULE 7 : ANNEXURE A

Head of Account	Code	Name of the Bank	A/C - No.	Amount
I. Savings Bank Account				
1. PLAN (Non Recurring) Account	A	SBI,NITT	10023882957	50904824
2. NON PLAN (Recurring) Account	B	SBI,NITT	10023882946	204349570
3. CANARA Bank Account	B	Theppakulam, Trichy	36127	224123
4. TEQIP:Account	C	SBI,NITT	10023883008	80925
5. ECC:Account	D	SBI,NITT	10023883064	41377592
6. CORPUS: other funds Account	F	SBI,NITT	10023883097	3696264
7. Research & Development Funds	G	SBI,NITT	10023883042	184215243
8. SCHOLARSHIPS Account	H	SBI,NITT	10023883019	3642585
9. Research Management Fund		SBI,NITT	33076404999	7030646
10. HP Account (Balance & Demand Remittance A/c)		SBI,NITT	30165680347	18967
II. Current Account				
1. Service Tax Account		SBI,NITT	34837295014	568846
2. Student Fee Account		SBI,NITT	35821815354	10000
3. Foreign Exchange Transactions Account	HEK	SBI,NITT	10891414445	2717996
4. EIGHTY BATCH CHAIR FUND Account		SBI,NITT	36736417068	1898909
5. PG Fees Account		SBI,NITT	38127411825	100926
6. Other Fees Account		SBI,NITT	38127412035	13168
7. CANARA BANK ESCROW(Principal)Account		Canara Bank, Thuvakudi	3314201000215	519110
8. CANARA BANK ESCROW(Interest)Account		Canara Bank, Thuvakudi	3314201000216	0
9. CSAB 2019 - 311 Account		SBI,NITT	38557109311	740690
10. CSAB 2019 - 220 Account		SBI,NITT	38557109220	2299587
11. Conference Consultancy Account		SBI,NITT	38322028974	4019655
12. SERB Account		SBI,NITT	38861623683	5104987
13. AIIC Account		SBI,NITT	37836124626	920695
III. Term Deposits with Schedule Banks				
1. Plan/IRG Deposits				963483373
2. CANARA BANK ESCROW(Principal)Account				25800000
3. Non-Plan Deposits				240755550
4. PG Fees Account Deposits (MOD)				165514000
5. R & C Funds				51991760
6. ECC Funds				10000000
7. CSAB 2019 Deposits				119600000
Total				2091599991

Shindrella
21/9/20
Registrar (i/c)
NIT-Trichy

M. S. S. S.
21/9/2020
Director
NIT-Trichy

National Institute of Technology, Tiruchirappalli-620 015

SCHEDULE 8 : LOANS, ADVANCES & DEPOSITS

Particulars	₹	₹
	2019-20	2018-19
1. Advance to Employees (Non-Interest Bearing)		
a) Salary	0	0
b) Festival	7200	443417
c) LTC	0	0
d) Medical Advance	472110	487307
e) Other (to be specified)	0	0
2. Long Term Advance to Employees (Interest Bearing)		
a) Vehicles Loan	2060451	2587441
b) Home Loan	0	0
c) Other (to be specified)-Computer Loan	2199366	2629549
3. Advances and Other amount recoverable in Cash or in kind or for Value to be received:		
a) On Capital Account- Deposits with CPWD	119979283	119979283
b) To Suppliers	947090	506590
c) Other (to be specified)-Contingency Non-Plan : 12356566 R&C : 3495	12360061	7663286
4. Prepaid Expenses		
a) Insurance	2827490	2066346
b) Other Expenses	21244900	25356337
5. Deposits		
a) Telephone	53079	53079
b) Lease Rent	0	0
c) Electricity	13265870	12993790
d) AICTE, if applicable	0	0
f) Others (to be specified)	0	0
6. Income Accrued:		
a) On Investments from Earmarked/Endowment Funds	47979737	60265624
b) On Investment Others	22622592	5295516
c) On Loans and Advances	0	0
d) Others (includes income due unrealized) CSAB 2019 Investment	5299938	0
7. Other-Current Assets receivable from UGC/Sponsored Projects		
a) Debit Balances in Sponsored Projects	143251959	719813547
b) Debit Balances in Fellowship & Scholarship(QIP)	1566761	1566761
c) Grants Receivables	0	0
d) Other Receivables	78036	78036
8. Claims Receivables	2862785	2862785
Total	399078708	964648694

Alindrella
21/9/20
Registrar (i/c)
NIT-Trichy

M. S. Srinivasan
21/9/2020
Director
NIT-Trichy

**SCHEDULES FORMING PART
OF
INCOME AND EXPENDITURE ACCOUNT**

National Institute of Technology, Tiruchirappalli-620 015

SCHEDULE 9 : ACADEMIC RECEIPTS

Particulars	₹	
	2019-20	2018-19
Fees from Students		
Academic		
1. Tuition Fee (449101277) Share of Corpus Fund(78000000)	527101277	491986853
2. Admission Fee	4616000	1053400
3. Enrolement Fee / Convocation Fee	11408100	1769800
4. Library Admission Fee	17975700	12184500
5. Laboratory Fee / Computer Fee	15899000	16119200
6. Art & Craft Fee / Sports Fee	8462900	1581920
7. Registration Fee	2608200	2728800
8. Syllabus Fee/ MBA Fee	6750000	5055000
Total (A)	594821177	532479473
Examinations		
1. Admission Test Fee	0	0
2. Annual Examination Fee	13569330	4708490
3. Mark Sheet, Certificate Fee	1233143	1052177
4. Entrance Examination Fee	0	0
Total (B)	14802473	5760667
Other Fees		
1. Identity Card Fee	0	100
2. Fine / Miscellaneous Fee	6683696	2106432
3. Medical Fee	576450	536533
4. Transportation Fee/Bus Fare Collection	964494	1080328
5. Hostel Fee	0	0
Total (C)	8224640	3723393
Sale of Publications		
1. Sale of Admission forms	1295000	740500
2. Sale of Syllabus and Question Paper, etc.	0	0
3. Sale of Prospectus including Admission Forms	0	0
Total (D)	1295000	740500
Other Academic Receipts		
1. Registration fee for Workshops, Programmes	0	227300
2. Registration fee (Academic Staff College)	0	0
3. Campus Development Fee	22425747	0
Total (E)	22425747	227300
Grand Total (A+B+C+D+E)	641569037	542931333

Shindrella
21/9/20
Registrar (i/c)
NIT-Trichy

Neel Kumar
21/9/2020
Director
NIT-Trichy

National Institute of Technology, Tiruchirappalli-620 015

SCHEDULE 10 : GRANTS/ SUBSIDIES (IRREVOCABLE GRANTS RECEIVED)

Particulars	CAPITAL			Total Capital	REVENUE	2019-20	2018-19
	Govt.of India MHRD	UGC			Govt.of India MHRD		
		Capital	Specific Schemes				
Balance B/F	56684358	0	0	0	585950379	642634737	277649471
Add : Receipts during the year							
Grant	204977000	0	0	0	1820542100	2025519100	1728600000
Interest Income	0	0	0	0	0	0	0
Total	261661358	0	0	0	2406492479	2668153837	2006249471
Less : Surplus IRG 2019-20 transfer to Capital Fund	0	0	0	0	459462685	459462685	0
Balance	261661358	0	0	0	1947029794	2208691152	2006249471
Less : Utilised for Capital Expenditure (A)	200141268	0	0		0	200141268	294080836
Balance	61520090	0	0	0	1947029794	2008549884	1712168635
Less : utilised for Revenue Expenditure (B)	0	0	0	0	1732480650	1732480650	1069533898
Balance C/F (C)	61520090	0	0	0	214549144	276069234	642634737

A- Appears as addition to Capital Fund as well as additions to Fixed Assets during the year.

B- Appears as income in the Income & Expenditure Account.

C. i. Appears under Current Liabilities in the Balance Sheet and will become the opening balance next year.

ii. Represented by Bank balances, Investments and Advances on the assets side.

Alindilla
21/9/20

Registrar (i/c)
NIT-Trichy

M. S. S. S.
21/9/20 20

Director
NIT-Trichy

National Institute of Technology, Tiruchirappalli-620 015

SCHEDULE 11 : INCOME FROM INVESTMENTS

Particulars	Earmarked / Endowment Funds		Other investments	
	2019-20	2018-19	2019-20	2018-19
			₹	₹
1) Interest				
a) On Government Securities	0	0	0	0
b) Other Bonds/Debentures	0	0	0	0
2) Interest on Term Deposits	43891769	21646492	52440288	18708895
3) Income accrued but not due on Term Deposits/Interest bearing advance to employee	47979737	60265624	0	0
4) Interest on Savings Bank Accounts	185009	156274	0	0
5) Others (Specify)	0	0	0	0
Total	92056515	82068390	52440288	18708895
Transferred to Earmarked / Endowment Funds	92056515	82068390		
Balance	0	0		

Alindella
21/9/20

Registrar (i/c)
NIT-Trichy


M. S. S. S.
21/9/20


Director
NIT-Trichy

National Institute of Technology, Tiruchirappalli-620 015

SCHEDULE 12 : INTEREST EARNED

	₹	₹
Particulars	2019-20	2018-19
1) On Savings Accounts with Scheduled Banks	11425982	14589980
2) On Loans		
a) Employee/Staff	1055795	552785
b) Others	0	0
3) On Debtors, EB (SD) and Other Receivables	864087	855902
Total	13345864	15998667


 Registrar (i/c)
 NIT-Trichy


 Director
 NIT-Trichy

National Institute of Technology, Tiruchirappalli-620 015

SCHEDULE 13 : OTHER INCOME

	₹	₹
Particulars	2019-20	2018-19
A. Income from Land & Building:		
1. Hostel Room Rent	46509854	36411500
2. License Fee Qtrs	8055442	6520974
3. Hire Charges of Auditorium/Play Ground/Convention Centre, Commercial Complex	14959209	8810885
4. Electricity charge recovered	77219459	55949624
5. Water charges recovered	2840306	1436520
Total (A)	149584270	109129503
B. Sale of Institute's Publications (B)	0	0
C. Income from Holding Events:		
1. Gross Receipts from Annual Function/Sports Carnival	0	0
Less: Direct Expenditure incurred on the Annual Function/Sports Carnival	0	0
2. Gross Receipts from Fetes	0	0
Less: Direct Expenditure incurred on the Fetes	0	0
3. Gross Receipts from Educational Tours	0	0
Less: Direct Expenditure incurred on the Tours	0	0
4. Others (to be specified and separately disclosed)	0	0
Total (C)	0	0
D. Others:		
1. Income from Consultancy	3888555	1517844
a) Honorarium to staff	0	0
2. RTI Fees	580	390
3. Income from Royalty	0	0
4. Sale of Application Form (Recruitment)	1059958	1925764
5. Misc. Receipts (Sale of Tender Form, Waste Paper etc.)	2547337	2483530
6. Profit on Sale/Disposal of Assets:-		
a) Owned Assets (under buy back purchase)	404922	0
b) Assets received Free of Cost	0	0
7. Grants/Donations from Institutions, Welfare Bodies and International Organizations	0	0
8. Other (specify)		
a) Association and cultural fee	15482000	12866200
b) QIP Fellowship from AICTE	0	0
Total (D)	23383352	18793728
Grand Total (A+B+C+D)	172967622	127923231

Alindrella
21/9/20
Registrar (i/c)

Heisler
21/9/2020
Director
NIT-Trichy

National Institute of Technology, Tiruchirappalli-620 015

SCHEDULE 14 : PRIOR PERIOD INCOME

Particulars	₹	
	2019-20	2018-19
1. Academic Receipts (COE Exp. Adjustment)	0	1716287
2. Income from Investments	0	0
3. Intrest earned	0	0
4. Other Income	14230438	315846
Total	14230438	2032133


Alindrella
21/9/20
Registrar (i/c)
NIT-Trichy


Alainthun
21/9/20
Director
NIT-Trichy

National Institute of Technology, Tiruchirappalli-620 015

SCHEDULE 15 : STAFF PAYMENTS & BENEFITS (Establishment Expenses)

Particulars	₹	₹
	2019-20	2018-19
	Non Plan	Non Plan
a) Salaries and Wages	755318727	726948965
b) Allowances and Bonus	5851432	13397986
c) Contribution to Provident Fund/EPF	2322740	2205679
d) Contribution to Other Fund (NPS)	43794626	26032449
e) Staff Welfare Expenses	1090715	2709156
f) Retirement and Terminal Benefits	180706503	237690216
g) LTC Facility	9203211	8933207
h) Medical Facility	21383452	24400280
i) Children Education Allowance	7500000	8251600
j) Honorarium	5906725	4984980
k) Others (Specify) Outsourced exp.	101739824	98908567
Total	1134817955	1154463085


 21/9/20
 Registrar (i/c)
 NIT-Trichy


 21/9/20 20
 Director
 NIT-Trichy

National Institute of Technology, Tiruchirappalli-620 015

SCHEDULE 16 : ACADEMIC EXPENSES

Particulars	₹	₹
	2019-20	2018-19
	Non Plan	Non Plan
a) Laboratory Expenses /DOC	7068507	6701439
b) Field Work / Participation	0	0
c) Seminar / Workshop	2726005	906341
d) Payment to Visiting Faculty	20106382	19568135
e) Examination	0	0
f) Student Welfare Expenses	8383287	9967427
g) Admission Expenses	1214683	2027416
h) Convocation Expenses	3876129	4207972
i) Publications	0	0
j) Stipend / Means-cum-Merit Scholarship	287557352	256749620
k) Subscription Expenses E-Journals	34380375	27312106
l) Others (Specify)	0	0
a) Siemens COE Reaserch Expenses	8285580	9064313
b) Sports & Games, NCC/NSS,etc	3363754	3191430
Total	376962054	339696199

Alindella
21/9/20

Registrar (i/e)
NIT-Trichy

Mani Shankar
21/9/2020

Director
NIT-Trichy

National Institute of Technology, Tiruchirappalli-620 015

SCHEDULE 17 : ADMINISTRATIVE AND GENERAL EXPENSES

Particulars	₹	₹
	2019-20	2018-19
	Non Plan	Non Plan
A Infrastructure		
a) Electricity and Power	84492263	82053644
b) Water Charges	19000800	18999664
c) Insurance	2068575	728837
d) Rent, Rates and Taxes (including Property Tax)	2593116	6644853
B Communication		
e) Postage & Telegram	364920	463504
f) Telephone Fax and Internet Charges	5388182	4854345
C Others		
g) Printing and Stationary	3002845	4494667
h) Travelling and Conveyance Expenses	4703234	3998818
i) Hospitality	1393313	1402006
j) Auditors Remuneration	95100	482380
k) Professional Charges	3603372	2280155
l) Advertisement and Publicity	2189772	2959844
m) Magazines & Journals	862938	2950240
n) Others (Specify)		
Board/Finance Committee Meeting Exp.	6076618	1674447
Other Exp (NIT Transit House - 350000/- + Misc. Exp. -1715274/-)	2065274	2561978
Total	137900322	136549382

Alindrella
21/9/20

Registrar (i/c)
NIT-Trichy

Mai S...
21/9/2020

Director
NIT-Trichy

National Institute of Technology, Tiruchirappalli-620 015

SCHEDULE 18 : TRANSPORTATION EXPENSES

Particulars	₹	₹
	2019-20	2018-19
	Non Plan	Non Plan
1. Vehicles (Owned by Institution)		
a) Running Expenses	1656009	1798615
b) Repairs & Maintenance	1688465	1713828
c) Insurance Expenses	400526	429606
2. Vehicles taken on Rent / Lease		
a) Rent / Lease Expenses	1959007	1067457
3. Vehicle(Taxi) hiring Expenses	0	88203
Total	5704007	5097709

Handwritten Signature
21/9/20

Registrar (i/c)
NIT-Trichy

Handwritten Signature
21/9/2020

Director
NIT-Trichy

National Institute of Technology, Tiruchirappalli-620 015

SCHEDULE 19 : REPAIRS & MAINTENANCE

Particulars	₹	₹
	2019-20	2018-19
	Non Plan	Non Plan
a) Buildings	36220605	32555524
b) Furniture & Fixtures	1767069	1005410
c) Plant & Machinery	54353	130792
d) Office Equipments	91108	130023
e) Computers	9114617	105738
f) Laboratory & Scientific equipment	2389759	1447171
g) Audio Visual equipment	660541	128862
h) Cleaning Material & Services	0	0
i) Book Binding Charges	0	0
j) Gardening	7673318	7462935
k) Estate Maintenance	27302887	24876572
l) Others (Specify)		
AMC	5604095	6885661
Total	90878352	74728688

Shindella
21/9/20

Registrar (i/c)
NIT-Trichy

M. S. S. S.
21/9/2020

Director
NIT-Trichy

National Institute of Technology, Tiruchirappalli-620 015

SCHEDULE 20 : FINANCE COSTS

Particulars	₹	₹
	2019-20	2018-19
a) Bank Charges	285959	157227
b) Others (Specify)	1360100	0
Total	1646059	157227


Shindrella
21/9/20
Registrar (i/c)
NIT-Trichy


M. S. S. S.
21/9/2020
Director
NIT-Trichy

National Institute of Technology, Tiruchirappalli-620 015

SCHEDULE 21 : OTHER EXPENSES

Particulars	₹	₹
	2019-20	2018-19
	Non Plan	Non Plan
a) Provision for Bad and Doubtful Debts / Advances	0	0
b) Irrecoverable Balances Written-Off	0	0
c) Grants/Subsidies to other Institutions/Organizations	0	0
d) Others (Excess provision made for receivable from AICTE written-off)	0	0
Total	0	0



 21/9/20
 Registrar (i/c)
 NIT-Trichy



 21/9/20 20
 Director
 NIT-Trichy

National Institute of Technology, Tiruchirappalli-620 015

SCHEDULE 22 : PRIOR PERIOD EXPENSES

Particulars	₹	₹
	2019-20	2018-19
	Non Plan	Non Plan
1. Establishment Expenses	7235868	0
2. Academic Expenses	634033	0
3. Administrative Expenses	7578542	0
4. Transportation Expenses	27848	0
5. Repairs & Maintenance	1069196	0
6. Other Expenses (GST Payment)	0	1435867
Total	16545487	1435867


 Registrar (i/c)
 NIT-Trichy


 Director
 NIT-Trichy

**SCHEDULES FORMING PART
OF
ACCOUNTS**

SCHEDULE: 23

SIGNIFICANT ACCOUNTING POLICIES

1. BASIS FOR PREPARATION OF ACCOUNTS

The Accounts are prepared under the Historical Cost Convention unless otherwise stated and generally on the Accrual method of accounting.

2. REVENUE RECOGNITION

- 2.1 Fees from Students (except Tuition Fees), Sale of Admission Forms/Tender Forms and Interest on Savings Bank account are accounted on cash basis. Tuition Fees collected separately for each semester is accounted on accrual basis.
- 2.2 Income from Buildings and Other Property and Interest on Investments are accounted on accrual basis.
- 2.3 Interest on interest bearing advances to staff for House Building, Purchase of Vehicles and Computers is accounted on Cash basis.
- 2.4 Interest on EB deposits with TANGEDCO is accounted on cash basis.

3. FIXED ASSETS AND DEPRECIATION

- 3.1 The Government of Tamil Nadu had provided land during 1964-65 for the formation of the Institute and the same was taken over by Government of India during 2003-04. The value fixed by State P.W.D. at its inception was ₹47.09 lakhs. The same value is exhibited in the accounts.

- 3.2 Fixed assets are stated at cost of acquisition including inward freight, duties and taxes and incidental and direct expenses related to acquisition, installation and commissioning.
- 3.3 The Completed Capital Deposit works to the value of ₹ 17.12 Lakhs added to Fixed assets and the depreciation provided from the year of completion of work.
- 3.4 The depreciation amounts to ₹ 41,69,41,841/- for the Year 2019-20, of which ₹ 24,22,14,413/- is exhibited under Income and Expenditure Account and ₹ 17,47,27,428/- charged to the SIEMENS Asset Donated in Capital Fund.
- 3.5 Fixed assets are valued at cost less accumulated depreciation. Depreciation on fixed assets is provided on Straight line method, at the following rates:

Tangible Assets:

1.	Land	0%
2.	Site Development	0%
3.	Buildings	2%
4.	Roads & Bridges	2%
5.	Tube wells & Water Supply	2%
6.	Sewerage & Drainage	2%
7.	Electrical Installation and equipment	5%
8.	Plant & Machinery	5%
9.	Scientific & Laboratory Equipment	8%
10.	Office Equipment	7.5%
11.	Audio Visual Equipment	7.5%
12.	Computers & Peripherals	20%
13.	Furniture, Fixtures & Fittings	7.5%
14.	Vehicles	10%
15.	Lib. Books & Scientific Journals	10%

Intangible Assets (Amortization):

- | | | |
|----|------------------------|---------|
| 1. | E-Journals | 40% |
| 2. | Computer Software | 40% |
| 3. | Patents and Copyrights | 9 years |

3.6 Depreciation is provided for the whole year on additions during the year.

3.7 Assets created out of R &D Projects are shown separately in the Fixed Asset Schedule 4B. Depreciation is charged at the rates applicable to the respective assets.

3.8 Since there is difficulty in segregating the Fixed Assets purchased out of Sponsored Project Funds from Institute Funds, as some of the Assets were purchased many years ago; the following accounting policy with respect to Fixed Assets of sponsored projects is adopted. On completion of the Project, Assets will be transferred to the Institute Account with Accumulated Depreciation. The Fixed Assets purchased out of Sponsored Project Funds till 2014-15 have been continued to be Accounted as Assets of the Institute and provided Depreciation. The Fixed Assets purchased out of Sponsored Project Funds from 2015-16 have not been Accounted in the Institute Assets and shown in Notes on Accounts.

4. STOCK:

The institute is booking expenditure on spare parts, laboratory chemicals, consumables and other stores on cash basis as and when purchased and hence no closing stock for the same shown in the Balance Sheet. Franking stamp on hand alone is exhibited in schedule 7(3).

5. RETIREMENT BENEFITS

The Liability as on 31st March 2020, for Retirement Benefits were ascertained by Actuary. The details are as follows:

Particulars	Current ₹	Non-Current ₹	Total ₹
Gratuity	2,01,39,166	32,94,68,612	34,96,07,778
Leave Encashment	4,18,09,333	51,38,88,227	55,56,97,560
Total	6,19,48,499	84,33,56,839	90,53,05,338

6. INVESTMENTS

All investments are carried at their cost.

7. EARMARKED/ENDOWMENT FUNDS

7.1 Corpus and other funds:

Contribution to Corpus Fund by appropriation from Income and Expenditure account is made based on the following policy guidelines framed by the Board of Governors: -

- a) 50% of DASA Tuition Fee collection
- b) Overhead charges provided in the R & D sanctions
- c) 50% of Campus Development Fee Collection

7.2 Staff Development Fund:

As per the resolution passed on the First Finance Committee 10% of collection in the Engineering Consultancy Centre has been credited to the fund.

Single Bank account is operated for these Funds. Entire amount is kept under investment and the income from investments are apportioned to the individual funds. The balance in the respective Funds is carried forward and is represented on the assets side by the balance at bank, Investments and accrued interest.

7.3 Endowment Fund:

Endowments are funds received from various donors for Prizes and Medals as specified by the donors. The income from investment of each Endowment is added to the Fund. The expenditure on Medals and Prizes is met from the interest earned on investment of the respective Endowment Funds and the balance is carried forward. The balances are represented by Investment and balance in the savings bank account. The interest from investments of the fund is accounted on cash basis.

8. GOVERNMENT GRANTS

Government Grants are accounted on realization basis. However, where a sanction for release of grant pertaining to the financial year is received before 31st March and the grant is actually received in the next financial year, the grant is accounted on accrual basis and an equal amount is shown as Grants receivables under Schedule 8(7.c)

To the extent utilized towards capital expenditure, (on accrual basis) Government grants are transferred to the Capital Fund under Schedule 1. Government grants for meeting Revenue Expenditure (on accrual basis) are treated, to the extent utilized, as income of the year. Unutilized grants are carried forward and exhibited under Schedule 3(6.d) as a liability in the Balance Sheet.

9. INVESTMENTS OF EARMARKED FUNDS AND INTEREST INCOME ACCRUED ON SUCH INVESTMENTS:

Interest received and interest accrued and due on such investments are added to the respective funds and not treated as income of the Institution.


10. SPONSORED PROJECTS


10.1 In respect of ongoing Sponsored Projects, the amounts/assets received from sponsors and expenditure incurred against such projects are exhibited under Schedule 3A.

10.2 Similarly Fellowships and Scholarships are exhibited under Schedule 3B.

11. INCOME TAX

The income of the Institution is exempt from Income Tax under Section 10(23c) of the Income Tax Act. No provision for tax is therefore required to be made in the accounts.


21/9/20
Registrar (i/c)
NIT-Trichy


21/9/2020
Director
NIT-Trichy

SCHEDULE: 24

CONTINGENT LIABILITIES AND NOTES TO ACCOUNTS

A. CONTINGENT LIABILITY

- A) An Arbitration Award of ₹ 6,72,60,900 is payable, along with simple Interest up-to the date of payment, to a Construction Contractor awaits MHRD direction.
- B) The details of the pending Court cases filed against the institution which were pending for decisions and the quantum of the claims that could not be ascertained is stated below:

Cases filed by	Number of cases
Faculty Members	1
Non-Teaching Staff	1
Others	26

B. NOTES TO ACCOUNTS

1. CAPITAL COMMITMENTS

All major construction works are being executed by the CPWD, Trichy Central Division functioning in the campus on deposit work basis as per the directive of MHRD, New Delhi. The deposits released to CPWD during the year 2019-20 is ₹24.49 crore (Grant:5.9 Cr, HEFA:7.9 Cr, IRG:10.69 Cr) The completed deposit works to the value of ₹ 17.12 Lakhs is added to the Fixed Assets in 2019-20. As on 31.03.2020, out of the total work awarded i.e. A/A.₹ 215.16 crore, ₹ 58.59 crore is yet to be executed.

2. FIXED ASSETS:

- 2.1 Additions in the year to Fixed Assets in Schedule 4 include Assets purchased out of Capital Grant & IRG ₹ 39,27,87,929/-, Sponsored Projects & Others ₹ 5,83,662/-.
- 2.2 In the Balance Sheet as on 31.03.2014 and the Balance Sheets of earlier years, Fixed Assets created out of Plan funds, Fixed Assets created out of Non Plan funds and other funds were not exhibited distinctly. The additions during the years from 2014-15, from Plan funds and other funds, and the depreciation on those additions respectively have been exhibited in Sub Schedule 4A and 4B.

- 2.3 Fixed assets as set out in Schedule 4 does not includes assets purchased out of Funds of TEQIP Project, a Centrally Sponsored Scheme, being implemented as a World Bank Assistant Project, held and used by the Institution.

The details of such Assets are:

Assets	Original cost as on 1.4.2019	Additions during year 2019-20	Deductions during year 2019-20	Total as on 31.3.2020
	₹	₹	₹	₹
Building	1,24,61,820	-	-	1,24,61,820
Electrical Installation	3,49,973	-	-	3,49,973
Equipment & Tools	19,73,83,933	31,37,327	-	20,05,21,260
Computers & Peripherals	76,02,470	-	-	76,02,470
Computer Software	1,07,78,288	-	-	1,07,78,288
Furniture & Fixtures	41,37,183	6,59,495	-	47,96,678
Library Books	2,77,31,981	-	-	2,77,31,981
Total	26,04,45,648	37,96,822	-	26,42,42,470

- 2.4 Fixed assets in Schedule 4 does not includes assets purchased out of Funds of Sponsored Projects during the year 2019-20.

The details of such Assets are:

Assets	Original cost as on 1.4.2019	Additions during year 2019-20	Deduction/ Capitalized	Total	Notional Depreciation Opening Balance	Notional Depreciation for the year 2019-20	Deduction/ Acc. Depreciation	Total Notional Depreciation	Total Book value as on 31.3.2020
	₹	₹	₹	₹	₹	₹	₹	₹	₹
Equipment & Tools	67837400	29367761	558673	96646488	11465463	7731719	89388	19107794	77538694
Computers & Peripherals	7946622	584269	-	8530891	2396880	1706178	-	4103058	4427833
Computer Software	3087526	-	466338	2621188	2844329	112265	373070	2583524	37664
Total	78871548	29952030	1025011	107798567	16706672	9550162	462458	25794376	82004191

2.5 **SIEMEN'S - COE Accounts** - Treatment in Institute Accounts for the Total Funds of ₹ 20,64,60,197/- released by the Institute through MHRD Grants during the year 2017-18 and 2018-19.

NITT Portion	Amount ₹	2017 - 2018			2018 - 2019		
		Capital	Revenue	WIP	Capital	Revenue	Current Assets & Advances
Service	24856740	-	-	24856740	-	8285580	16571160
IP (Research)	51488606	-	1716287	49772319	51488606	-	-
Software	64305981	46809354	-	-	17496627	-	-
Hardware	65808870	-	-	65808870	65808870	-	-
Total	206460197	46809354	1716287	140437929	134794103	8285580	16571160

NITT Portion	Amount ₹	2019-20			Exhibition in Annual Accounts 2019-20
		Capital	Revenue	Current Assets & Advances	
Service	24856740	-	8285580	8285580	Schedule 16 and 8
IP (Research)	51488606	-	-	-	Schedule 4 and 1
Software	64305981	-	-	-	
Hardware	65808870	-	-	-	
Total	206460197	-	8285580	8285580	

2.6 **Siemens grant and treatment of assets in NITT's books of accounts**

An agreement among NITT, Siemens Industry Software (India) Private Limited (SISW) and Advanced Manufacturing, Automation & Robotic Technology (AMER Tech) entered on 18.08.2017 to set up State of Art of Excellence-Center of Excellence (COE) in manufacturing technology at NITT. As per the agreement to set up COE, AMER Tech would supply an amount of ₹ 172.34/-crore in form of material (software, hardware and courseware). NITT has made payment of ₹ 20.64/- crore (Inclusive of tax) as its contribution. The Treatment of Siemens Grant in the NITT Books of Accounts is as detailed below: -

Siemens Portion	Amount ₹	2017 - 2018			2018 - 2019			Exhibition in Annual Accounts 2018 - 19
		Capital	Project	Balance	Capital	Project	Balance	
Service	39771155	-	-	39771155	-	39771155	-	Schedule 3(a) and 8
IP (Research)	758301225	-	649960116	108341109	-	108341109	-	
Software	839168902	839168902	-	-	-	-	-	Schedule 4 and 1
Hardware	86170594	-	-	86170594	86170594	-	-	
Total	1723411876	839168902	649960116	234282858	86170594	148112264	-	

3. EXPENDITURE IN FOREIGN CURRENCY:

- a. Telegraphic Transfer
- b. Foreign Drafts etc.
- c. Others.

Expenditure and Earnings are recorded at the prevailing rate on the date of the transaction based on the demands raised by State Bank of India, Heavy Electricals, Kailasapuram branch.

4. CURRENT ASSETS, LOANS, ADVANCES AND DEPOSITS

In the opinion of the Management, the current assets, Loans, Advances and Deposits have a value on realization in the ordinary course, equal at least to the aggregate amount shown in the Balance Sheet.

5. HEFA LOAN

Institute has entered into an MoU with HEFA for enhancing Centre of Dynamic Excellence, Interdisciplinary Research Centre's & Lab's, Infrastructure Projects, IT Infrastructure and Smart Class. HEFA has sanctioned ₹ 51.60 crores for Phase I, and released ₹ 7.90 crores during the FY 2019-20 to CPWD for ongoing Infrastructure Projects. Institute has repaid HEFA Loan Principal of ₹ 2.58 crores out of IRG and HEFA Loan Interest of ₹ 13.60 lakhs out of Grant to HEFA during the FY 2019-20 and disclosed the balance of ₹ 5.32 crores in HEFA Loan under Schedule 2: Unsecured Loans - HEFA Loans as per MHRD guidelines.

6. The details of balances in Saving Bank Accounts, Current Accounts and Fixed Deposit Accounts with Banks are enclosed as attachment 'A' to the Schedule of Current Assets Schedule 7.
7. Previous year's figures have been regrouped wherever necessary.
8. Figures in the Final accounts have been rounded off to the nearest rupee.
9. Schedules 1 to 24 are annexed to and form an integral part of the Balance Sheet at 31st March 2020 and the Income & Expenditure account for the year ended on that date.

10. As the Provident Fund Account and the New Pension Scheme Account are owned by the members of those funds and not by the Institution, these accounts were separated from Institutions' Accounts from 2014-15. A Receipts & Payments Account, an Income & Expenditure Account (on Accrual Basis) and a Balance Sheet of the Provident Fund Account as well as the New Pension Scheme for the year 2019-20 have been attached, to the Institutions' Accounts.

Shindella
21/9/20
Registrar (i/c)
NIT-Trichy

M. S. S. S.
21/9/2020
Director
NIT-Trichy

RECEIPTS AND PAYMENT ACCOUNT

National Institute of Technology, Tiruchirappalli-620 015
Receipts and Payments Accounts for the Period/Year Ended 31.03.2020

₹

₹

Receipts	2019-20	Payments	2019-20
I. Opening Balance		I. Expenses	
a) Cash Balance	0	a) Establishment Expenses	1026434905
b) Bank Balance		b) Academic Expenses	345854307
i. In current accounts	69619188	c) Administrative Expenses	128100847
ii. In deposit accounts	1832302992	d) Transportation Expenses	5405356
iii. Savings accounts	618351959	e) Repairs & Maintenance	80077230
II. Grants Received		f) Prior Period Expenses	17584348
a) From Govt of India	2025519100	g) Finance cost	1646059
Grant receivable received		II. Payments Against Earmarked/Endowment Funds	279375
b) From State Government	0	III. Payments Against Sponsored Projects/Schemes	222058515
c) From other Sources	0	Fixed Assets(R & C): 30237071, Revenue Exp.:162218109	
III. Academic Receipts	629841881	Fixed Assets(Teqip):3796822, Revenue Exp.: 25806513	
IV. Receipts Against Earmarked/Endowment Funds	96772194	IV. Payment against Sponsored Fellowships/Scholarships	1534861
V. Receipts Against Sponsored Projects/Schemes	282537986	V. Investments and Deposits made	
Sponsored Project : 253006282		a) Out of Earmarked/Endowments Funds	1225586118
TEQIP : 29531704		b) Out of own funds (others)	3148853656
VI. Receipts against Sponsored Fellowships/Scholarships	1040237	VI. Term Deposits with Scheduled Banks	3144880802
VII. Income Investments From		VII. Expenditure on fixed Assets and capital works-in Progress	
a) Earmarked/Endowment funds	107001521	a) Fixed Assets	129972679
b) Other Investments	34247437	b) Capital Works-in Progress	238486718
VIII. Interest Received on		VIII. Other Payments including statutory payments	0
a) Bank Deposits/EB Deposit	864087	IX. a) Refunds of Grants	0
b) Loans and Advances	1055795	b) Repayment of HEFA Loan	25800000
c) Savings Bank Accounts	11610991	X. Deposits and Advances	3344532454
IX. Investments encashed	4374439774	XI. Other Payments.- Sundry Creditors	204813304
X. Term Deposits with Scheduled Banks encashed	3144880802	XII. Closing Balances	
XI. Other Income(inc.Prior period income)	181135098	a) Cash in hand	0
XII. Deposits and advances	3440551357	b) Bank Balances	
XIII. Miscellaneous Receipts including	16446407	in Current Accounts	18914569
XIV. Any Other Receipts	0	in Savings Accounts	495540739
		in Deposit Accounts	3061861964
Total	16868218806	Total	16868218806

Amudhella
 21/9/20
 Registrar (i/c)
 NIT-Trichy

M. S. Suresh
 21/9/20
 Director
 NIT-Trichy

GPF AND NPS ACCOUNTS

National Institute of Technology, Tiruchirappalli-620 015

Provident Fund Account Balance Sheet as at March 31, 2020

Liabilities	Amount in ₹ 31-Mar-20	Amount in ₹ 31-Mar-19	Assets	Amount in ₹ 31-Mar-20	Amount in ₹ 31-Mar-19
GPF					
Opening Balance	207063040	177813187	Investment	234384831	213120245
Less: Subscription for March 2019	4069251	3965700	Int. accrued as on 31/03/20	6914048	6091801
			Subscription Due in the Year	3580	3580
Add: Subscriptions in the year	51608750	50142551	Subscription Due for March, 2020		
Add: Subscriptions for March 2020	4187034	4069251	GPF	4187034	4069251
Add: Interest Credited	16033509	14318074	CPF	0	0
Less: Advance / Withdrawal	48319021	35314323	UC due to CPF	0	0
Closing Balance	226504061	207063040	NPS-II	0	0
			Tax Recovered from interest on investments	0	0
CPF			Pending refund from income Tax Department		
Opening Balance	0	0			
Less: Subscription for March 2017	0	0	Cash at Bank		
Add: Subscriptions in the year	0	0	SBI, Branch-1	9367058	11802185
Add: Subscriptions for March 2018	0	0	Other Bank	0	0
Add: Interest Credited	0	0			
Less: Advance / Withdrawal	0	0			
Closing Balance	0	0			
University Contribution(CPF)					
Opening Balance	0	0			
Less: Subscription for March 2017	0	0			
Add: Subscriptions in the year	0	0			
Add: Subscriptions for March 2018	0	0			
Add: Interest Credited	0	0			
Less: Advance / Withdrawal	0	0			
Closing Balance	0	0			
NPS Tier-II Account					
Opening Balance	0	0			
Less: Subscription for March 2017	0	0			
Add: Subscriptions in the year	0	0			
Add: Subscriptions for March 2018	0	0			
Add: Interest Credited	0	0			
Less: Advance / Withdrawal	0	0			
Closing Balance	0	0			
Interest Reserve					
Opening Balance	28024022	28566012			
Add: Excess of income over Expenditure	328468	-541990			
Closing Balance	28352490	28024022			
Total	254856551	235087062	Total	254856551	235087062


Alindrella
21/9/20
Registrar (i/c)
NIT-Trichy


Mani Suresh
21/9/2020
Director
NIT-Trichy

National Institute of Technology, Tiruchirappalli-620 015

Provident Fund Account Income and Expenditure Account for the year ended 31.03.2020

Expenditure	Amount in ₹ 31-Mar-20	Amount in ₹ 31-Mar-19	Income	Amount in ₹ 31-Mar-20	Amount in ₹ 31-Mar-19
Interest Credited to:			Interest earned on Investment	15539730	12744948
GPF Account	16033509	14318074	Add: Interest Accrued on 03/20	6914048	6091801
CPF Account	0	0	Add: Tax recovered on interest- Refund to be obtained	0	0
University Contribution(CPF)	0	0	Less: Interest accrued for March 19	6091801	5060665
NPS Tier-II Account	0	0	Excess of Expenditure over Income	0	541990
Excess of Income over Expenditure	328468	0			
Total	16361977	14318074	Total	16361977	14318074



 Registrar (i/c)
 NIT-Trichy



 Director
 NIT-Trichy

National Institute of Technology, Tiruchirappalli- 620015

Provident Fund Account Receipts and Payments Accounts for the Financial Year 2019-20

Receipts	Amount in ₹	Payments	Amount in ₹
Opening Balance as on 01/04/19		GPF Adv./Withdrawal	48319021
SBI, Branch - I	11802185	CPF Adv./Withdrawal	0
SBI, Branch - II	0	NPS Tier-II	0
Bank	0	University Contribution Withdrawal	0
GPF Subscription	51608750	Investment during the year	205961008
CPF Subscription	0		
CPF University Contribution	0		
NPS Tier-II Account	0	Closing Balance:-	
Investment Encashed	184696422	SBI, Branch-I	9367058
Interest Received	15539730	Bank	0
Total	263647087	Total	263647087



 21/9/20
 Registrar (i/c)
 NIT-Trichy



 21/9/2020
 Director
 NIT-Trichy

National Institute of Technology, Tiruchirappalli-620 015

NPS Tier-I Account Balance Sheet as at March 31, 2020

Liabilities	Amount in ₹ 31-Mar-20	Amount in ₹ 31-Mar-19	Assets	Amount in ₹ 31-Mar-20	Amount in ₹ 31-Mar-19
NPS Tier-I Account			NPS Tier-I Account		
Opening Balance	5115297	3587048	Subscription and contribution due for 03/20	6446155	4683382
Less: Subscription for March 2019	4683382	3161248	Investment	0	0
Add: Subscriptions U Contribution	74176882	60249175	Interest Accrued but not due	0	0
Add: Interest Credited	0	0	Balance at Bank	2269310	2059342
Less: Transferred to NSDL	74073506	60243060			
Add: Subscription UC for 03/2020	6446155	4683382			
Closing Balance	6981446	5115297			
Excess of income over Expenditure	0	0			
Balance As on 1.4.2019	1627427	1506203			
Add: During the Year	106592	121224			
Less: Excess of Expenditure over Income	0	0			
Total	8715465	6742724	Total	8715465	6742724


 Registrar (i/c)
 NIT-Trichy


 Director
 NIT-Trichy

National Institute of Technology, Tiruchirappalli-620 015

NPS Tier- I Account Income and Expenditure Account for the Financial year 2019-20

Expenditure	Amount in ₹ 31-Mar-20	Amount in ₹ 31-Mar-19	Income	Amount in ₹ 31-Mar-20	Amount in ₹ 31-Mar-19
Interest Credited to:					
Subscribers' Accounts	0	0	Interest earned on Investment/Savings Bank	106592	121224
Bank Charges	0	0	Less: Interest accrued for 31.03.2019	0	0
			Interest accrued but not due	0	0
Excess of Income over Expenditure	106592	121224	Excess of Expenditure over Income	0	0
Total	106592	121224	Total	106592	121224

Prindrella
21/9/20

Registrar
NIT-Trichy

N. S. S. S.
21/9/2020

Director
NIT-Trichy

National Institute of Technology, Tiruchirappalli-620 015
NPS Tier- I Account Receipts and Payments Accounts for the Financial Year 2019-20

Receipts	Amount in ₹	Payments	Amount in ₹
Opening Balance as on 01/04/19		Investment	0
NPS Tier - I Account	2059342	Withdrawal/Refund to NSDL	74073506
Own Subscription	31581548		
University Contribution	42595334		
Interest Received on Investment	0		
Interest on Savings bank Account	106592		
Investment Encashed	0	Closing Balance as on 31/03/2020	2269310
Total	76342816	Total	76342816

Alindulla
21/9/20
 Registrar (i/c)
 NIT-Trichy

Alwin Henry
21/9/2020
 Director
 NIT-Trichy