

NATIONAL INSTITUTE OF TECHNOLOGY, TIRUCHIRAPPALLI -620 015

ANNUAL STATEMENT OF ACCOUNTS - 2008-09

CONTENTS

	Page No.
TABLE OF CONTENTS	1
BALANCE SHEET AS ON 31-03-2009	2-3
SIGNIFICANT ACCOUNTING POLICIES & NOTES ON ACCOUNTS	4- 8
INCOME AND EXPENDITURE ACCOUNTS	9-11
RECEIPTS AND PAYMENTS ACCOUNTS	12-14
SCHEDULES	15 -48

NATIONAL INSTITUTE OF TECHNOLOGY, TIRUCHIRAPPALLI - 620 015
BALANCE SHEET AS ON 31-03-2009

Sl.No.	LIABILITIES	Sch.No	CURRENT YEAR 2008-2009	PREVIOUS YEAR 2007-2008
1.	CAPITAL & OTHER FUNDS	I	1,87,06,81,259	1,35,53,63,398
2.	UNUTILISED MHRD GRANTS	IA	14,87,78,020	2,31,60,464
3.	UNUTILISED GRANTS FROM VARIOUS AGENCIES	2	4,34,72,147	3,55,40,563
4.	OTHER ADJUSTABLE FUND	3	1,67,60,216	1,66,11,910
5.	RETIREMENT BENEFIT FUND	3A	10,49,34,510	9,19,11,011
6.	REFUNDABLE DEPOSITS	4	6,52,08,217	6,74,07,913
7.	SUNDRY CREDITORS	4	6,07,91,520	4,59,08,062
8.	ENDOWMENT FUND	5	6,59,324	6,59,324
9.	DONATIONS	6	83,27,107	83,27,107
	TOTAL		2,31,96,12,320	1,64,48,89,752

[Signature]
 Dy. Registrar,
 National Institute of Technology
 Tiruchirappalli-620 015.

[Signature]
 Registrar
 National Institute of Technology
 Tiruchirappalli-620 015.

~~43261887~~
 448271737

[Signature]
 Director
 National Institute of Technology
 Tiruchirappalli-620 015.

NATIONAL INSTITUTE OF TECHNOLOGY, TIRUCHIRAPPALLI - 620 015
BALANCE SHEET AS ON 31-03-2009

Sl.No.	ASSETS	Sch.No	CURRENT YEAR 2008-2009		PREVIOUS YEAR 2007-2008	
I.	FIXED ASSETS :					
	a. Land	I		47,09,795 ✓	--	47,09,795
	b. Buildings					
	i. Works Completed	7	32,13,64,645		27,88,80,203	
	ii. Works in Progress	7A	47,20,54,719		34,91,64,726	
	iii. Deposit with CPWD	7A	32,94,15,366	112,28,34,730 ✓	9,69,14,418	72,49,59,347
	c. Equipment					
	1. Department/Centre	8	11,10,31,695		11,34,85,784	
	2. Office Equipments	9	1,32,61,537		1,42,01,785	
	3. R&D Labs./Workshop	10	4,21,30,440		3,14,77,856	
	4. Spl.grants/TEQIP etc.	14	18,21,23,796	34,85,47,468 ✓	19,49,75,465	35,41,40,890
	d. Furniture & Fixtures	11		2,24,13,275 ✓		1,80,52,465
	e. Library (Books/e materials)					
	1. Non Plan	12	4,14,667		3,82,905	
	2. Plan	15	1,41,494		3,53,734	
	3. Indo – UK project	15A	4,606		11,515	
	4. TEQIP	15B	2,77,31,981	2,82,92,748 ✓	2,75,74,497	2,83,22,651
	f. Vehicle	14A		15,28,52,210 12,83,028 ✓		15,09,445
	g. TREC-STEP Nursery Shed	13		4,41,056 ✓		4,64,269
II	CURRENT ASSETS:					
	a. Advances	16		52,25,023 ✓		1,02,27,534
	b. Recoverable Deposits/Stock	17		2,77,92,938 ✓		2,65,13,551
	c. Fixed Deposits/ Investment	18		29,73,92,654 ✓		32,56,19,463
	d. Prepaid Expenses/Grants due	19		3,87,670 ✓		-9,88,367
	e. Sundry Debtors	19A		1,50,67,690 ✓		82,11,904
	f. Grant sanctioned and due	19B		13,07,61,211 ✓		6,00,00,000
III	Closing Balance: Cash in hand	20		51,150 ✓	48,038	
	Cash with Bank			31,44,11,884 ✓	8,11,22,033	8,11,70,071
	TOTAL			2,31,96,12,320		1,64,48,89,752

J. B. Jave

362926255

M. Chandan

NATIONAL INSTITUTE OF TECHNOLOGY, TIRUCHIRAPPALLI – 620 015

SIGNIFICANT ACCOUNTING POLICIES AND NOTES ON ANNUAL ACCOUNTS 2008-2009

INTRODUCTORY :

The National Institute of Technology, Tiruchirappalli , an Institution with Deemed University status ,was continued to be funded by Government of India, Ministry of Human Resource Development, New Delhi fully for 2008-2009 also. The Institute prepares its annual accounts as per the format provided by the Ministry in consultation with the Comptroller and Auditor General of India and communicated to all NITs vide letter Nos.F.3-2/2006-IFD dt. 6-2-2006 and 1-3-2006.

The Institute is maintaining the following accounts separately for each head .

S.NO.	HEAD OF ACCOUNT	Name of Account	Account No.
1.	Plan (Non Recurring) Building, Equipment etc.	"A"	10023882957
2.	Non Plan (Recurring, GPF, Deposits etc.)	" B "	10023882946
3.	TEQIP (World Bank Scheme)	" C "	10023883008 & 36127
4.	Engineering Consultancy Centre	" D "	10023883064
5.	Corpus & Other Fund	" F "	10023883097
6.	Research & Development Projects	"G"	10023883042
7.	Scholarships from various agencies	" H "	10023883019
8.	New Pension Scheme	" I "	30066015622
9.	Foreign Exchange Transactions	SBI HEK Branch	10891414445

In addition to the above as per the resolution of the Finance Committee and Board during the year 2008-09, the General Provident Fund was separated from Non Plan account and a separate account bearing no.10023883100 was selected for continuation of GPF fund alone

The Institute prepares separate statement of Receipts and Payment Account for each of the above accounts and then preparing the Consolidated statement of accounts.

Hostel Mess Account is kept separately as was done from inception todate , since it pertains to mess collection from students and payment out of the collections for cooks, etc.

1. Basis for preparation of Accounts

The accounts are prepared under the historical cost of convention unless otherwise stated and generally on the accrual method of accounting except for TEQIP accounts.

2. Revenue Recognition

Fees from Students, sale of application forms, tender forms, Guest House charges, income from banks on savings accounts are accounted on cash basis.

Insurance on certain buildings having more valuable equipment introduced during 2007-08 against fire, burglary etc. and the same was continued during 2008-09 also on accrual basis.

Interest on staff advances such as House Building Advance, Motor Car Advance etc. are accounted on cash basis and the interests were credited to fine and other misc. income under Non Plan.

3. Fixed Assets

The Government of Tamil Nadu had provided land during 1964-65 for the formation of the institute and the same was taken over by Government of India during 2003-2004. The value fixed by State P.W.D. at its inception was Rs.47,09,795/- The same value is exhibited in the accounts.

Fixed Assets are stated at cost of acquisition including freight, taxes, installation and commissioning expenses.

Fixed Assets created out of Sponsored R&D projects and TEQIP funds where the ownership rests with the Sponsor of the funds are shown separately in the Fixed Asset Schedule.

Fixed Assets are valued at cost less accumulated depreciation.

4. Depreciation

The rate of depreciation as per I.T.Act irrespective of the date of purchase has been adopted.

The depreciation on fixed assets including gifted/donated assets is provided on written down value method at the rates as prescribed under the Income Tax Act. However , depreciation is not provided on fixed assets created out of TEQIP funds. Whenever the title to such assets are transferred to the Institute, those assets will be taken as the assets of the Institute and depreciation will be charged on the net agreed value of transfer at the rates applicable to the respective assets.

Except for land , depreciation has been worked out for the fixed assets viz.buildings, equipment, furniture and library books etc..The depreciated value was reduced from Capital Fund in the Liability and to the respective assets. Workings shown in Schedule 15C.

The depreciation amount of Rs.7.46 crore worked out for 2008-09 was exhibited under Income and Expenditure Account

5. Inventory valuation

The Institute is booking expenditure on spare parts, laboratory chemicals, consumables and other stores on cash basis as and when purchased and hence no closing stock for the same shown in the Balance Sheet.

Franking Stamp on hand alone exhibited in the stock. .

6. Retirement Benefits

Provision for Pension / Family pension for the month of March 2009 & Provision for 40% arrear also has been made in the accounts. Gratuity, Leave encashment are provided in the books on account on accrual basis.

7. Investments

All investments are valued at cost.

8. Funds

a. Corpus Funds

Contribution to Corpus Fund by appropriation from Income and expenditure account is made based on the following policy guidelines framed by the Board of Governors.

- a. 50% of NRI and DASA tuition fee collection
- b. 50% of Regular fee
- c. Overhead charges provided in the R&D sanctions

Entire amount is kept under Investments and the interest earnings from investments are added to the Corpus fund.

b. G.P.F./ Interest on P.F. Investments :

The General Provident Fund and Interest on P.F. Investments etc were separated from Non Plan accounts and a separate Account No.10023883100 was opened and shown separately in the Liability.

9. INCOME TAX

The income of the Institute is exempt from Income Tax under Section 10 (23 e) of the Income Tax Act 1961 and hence no provision has been made for Income Tax.

10. CONTINGENT LIABILITY

There is no claim pending on account of disputed items in respect of Government dues towards taxes etc. during 2008-09.


Provision for payment of audit fee for certification audit and transaction audit made in the accounts. Similarly provision has been made for payment of legal fee for four cases conducted at the Madurai Branch Madras High Court.

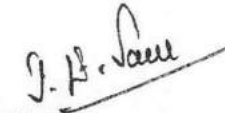
11. CAPITAL COMMITMENTS :

All major construction works are being carried out by the Executive Engineer, CPWD, Trichy Central Division Trichy. On deposit work basis.

12. FOREIGN EXCHANGE TRANSACTIONS

Expenditure and Earnings are recorded at the prevailing rate on the date of the transaction based on State Bank of India Heavy Electrical, Foreign Exchange branch, Trichy demands.

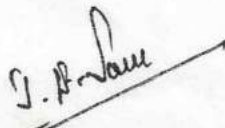

Dy. Registrar (Finance)
National Institute of Technology
Tiruchirappalli-620 015.

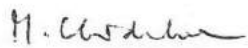

Registrar
National Institute of Technology
Tiruchirappalli-620 015.

NATIONAL INSTITUTE OF TECHNOLOGY, TIRUCHIRAPPALLI
INCOME AND EXPENDITURE ACCOUNT FOR THE YEAR ENDED 31.03.2009


SL.No	PARTICULARS	Schedule/ Column	Current year 2008-2009		Previous Year 2007-08	
1	<u>I. NON-PLAN (RECURRING)</u> <u>INCOME</u>					
	Grant-in-aid from Government of India Non-Plan					
	i. Grant in aid released During the year	1A/4	18,13,00,000		13,00,00,000	
2.	ii. Sanctioned and Due	19B/5	<u>12,96,38,000</u>	31,09,38,000	<u>6,00,00,000</u>	19,00,00,000
3	Fees from Students	21/5		9,93,59,767	--	7,90,28,150
4	Other receipts from students	22/5		1,74,66,809		2,16,80,760
5	All India Entrance Examination	23/5		1,00,000		2,00,000
6	Other Income & Miscellaneous receipts	24/5		2,03,04,934		1,22,30,336
7	Interest on Savings Bank Account	24A/3		10,97,316		30,11,621
8	Interest on TDRS	24B/3		37,80,456		11,99,875
9.	Prior period Income	22/5		42,308		
	Excess of Expenditure over income transferred to Capital Fund			43,52,653		30,73,50,742
						8,80,05,531
	Total			45,74,42,243		39,53,56,273



Dy. Registrar
National Institute of Technology
Tiruchirappalli-620 015.

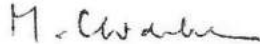

Registrar
National Institute of Technology
Tiruchirappalli-620 015.


Director
National Institute of Technology
Tiruchirappalli-15.

SL.No	Schedule/ Column		Current year 2008-2009	Previous Year 2007-2008
EXPENDITURE				
1. Pay and Allowances				
a) Teaching staff	25	10,82,59,867		7,68,44,324
b) Technical Staff	26	2,39,39,120		1,54,64,559
c) General Administration Staff	27	1,94,91,720		1,41,25,336
d) Other Service Staff	28	3,00,80,132		2,14,27,787
2. Other Allowances	29	<u>1,04,65,071</u>	19,22,35,910	
3. Retirement Benefits	30			<u>78,58,914</u>
4. Administrative Expenses			3,17,42,055	13,57,20,920
a) General Expenses	31	3,22,19,104		2,84,89,999
b) Other Contingent Expenses	32	2,31,05,725		
c) Other Educational Expenses	33	86,32,518		3,36,64,613
5. Departmental Expenses			6,39,57,347	4,03,87,661
a) Academic Departments/Centers	35	54,62,239		94,54,611
b) P.G. Contingent Expenses	36	4,09,099		
c) Maintenance & Repairs of Equipment	37	36,51,847		65,08,974
			95,23,185	7,31,390
6. Student Activity Expenses	40A	79,54,460		26,02,006
7. Stipend/Scholarship	38	4,60,24,386		
8. Health Facilities	39	<u>20,51,644</u>		98,42,370
			5,60,30,490	
9.. New Pension Scheme Contribution	30		36,54,090	28,50,198
10. Corpus fund payment	32		2,51,00,000	--
11. Prior Period Expenses	29,38,39		3,23,206	
12. Depreciation	15C		7,48,75,960	3,60,10,303
				23,75,868
				2,50,00,000
				7,44,09,928
	Total		45,74,42,243	39,53,56,273


 Dy. Registrar
 National Institute of Technology
 Tiruchirappalli-620 015.


 J. B. Jais
 Registrar
 National Institute of Technology
 Tiruchirappalli-620 015.


 Director
 National Institute of Technology
 Tiruchirappalli-15.

SL.No	PARTICULARS	Schedule/ Schedule/ Colmn	Current year 2008-09 Rs.			Previous year 2007-2008 Rs.
	II. PLAN					
	(A) NON-RECURRING (REGULAR)					
	Opening Balance B/Fd	1A/3	(-)44,60,366			89,20,810
	Grant Received during 2008-09	1A/4	9,00,00,000			21,00,00,000
	Interest Earnings during 2008-09	1A/4	23,59,651			8,23,915

			8,78,99,285			21,97,44,725
	Less: Non-Recurring Expenditure ✓	1A/5	9,33,30,665			22,42,05,091

				(-)54,31,380		(-)44,60,366
	(B) PLAN (OBC)					
	Sanction during 2008-09(Recurring)	1 A/3	73,50,000			
	(Non Recurring) ✓		49,66,00,000			
	Interest Earning – 2008-09		50,39,50,000			
			83,75,232			
	LESS:					
	Expr.incurred during 2008-09(Recurring)		73,50,000			
	(Non Recurring) ✓		35,80,00,000		14,69,75,232	
	III. Technical Education Quality Improvement Programme (world Bank Project)					
	Opening Balance B/Fd	1A/3	2,18,55,069			6,11,29,958
	Add: Interest & Regn. Fee 2008-09 Colln.	24A/3	5,84,220			22,43,548
						4,31,707

			2,24,39,289			6,38,05,213
	Less: Non-Recurring Expenditure Incurred	7 & 15B	1,67,403			1,94,87,182
	Recurring Expenditure	1A/5	2,08,03,479			2,24,62,962

				14,68,407		85,97,681
						28,31,920
	SCHEME : FUNDS					-----
				57,65,761		57,65,761

				14,87,78,020		2,31,60,464

NATIONAL INSTITUTE OF TECHNOLOGY, TIRUCHIRAPPALLI
RECEIPTS AND PAYMENTS ACCOUNT FOR THE PERIOD FROM 1.4.2008 TO 31.3.2009

Sl.No.	RECEIPTS	Sche/ Colm	Current Year 2008 - 2009		PAYMENTS	Sche/ Colm	Current Year 2008- 2009
1	Opening Balance:						
	Cash in Hand & at Bank	43/4	8,11,70,071	1	Capital Expenditure		
2	GRANT IN AID - 2008-09(MHRD)			i)	Equipment & tools Academic & Centres	8/4	2,43,65,572
i)	Non-plan (Recurring)	1A/4	12,96,38,000 18,13,00,000	ii)	Equipment & Tools other sec.	9/4	14,00,023
ii)	Plan (Recurring & Non-Recurring)	1A/4	59,39,50,000	iii)	Augmentation of Lab. Workshop	10/4	1,80,87,368
iii)	U.G.C.,New Delhi Furniture Grant	1A/4	10,00,000				
	Recurring& Non Recurring Expenditure			iv)	Furniture & Fixtures	11/4	53,91,486 10,00,000
3	Fees from students	21/3	9,84,51,867	v)	Library Books & Journals	15/4	--
4	Other Receipts from students	22/3	64,15,363	vi)	Motor Vehicles	14/A	--
5	All India Entrance Examinations(NIMCET)	23/3	1,00,000	vii)	MHRD Projects	42	
6	Other income & Misc. receipts	24/3	2,03,04,934	vii)	Building & works		
7	Interest on Savings Account	24A/3	10,97,316		a) Works completed(TEQIP) b) Other Works	7	9,919 --
	Interest on short term deposits	24B	1,50,99,559		b) Works in progress	7	39,80,00,000
9	Leave Salary and pension contribution		--	2	Project and Consultancy		
10	Receipts from Continuing Education Prog.		--	a)	Equipment & Tools(TEQIP)	14/4	--
11	Grants from other organizations	2/4	3,88,20,347	b)	Books & Journals(TEQIP)	15B/4	1,57,484
12	Adjustable Accounts	3 / 4	87,28,562	3	Revenue Expenditure		
i)	Advances Accounts	16/5	1,30,96,979	a)i	Pay & Allowance		
ii)	Other accounts			i)	Teaching Staff	25/3	9,95,89,887
iii)	Refundable Deposits	4/4	24,96,32,308	ii)	Technical Staff	26/3	2,06,97,608
iv)	Endowment fund	5/4	--	iii)	General Admn.staff	27/3	1,77,21,143
v)	Recoverable Deposits	17/5	1,65,13,250	iv)	Other Service Staff	28/3	2,76,83,060
vi)				b)	Other Allowances	29/3	98,72,122
	Misc. Deposits	19/5		c)	Retirement Benefits(Pension etc.)	30/3	2,87,24,346
	C/O		145,53,18,556		C/O		65,27,00,018

	B/fd		145,53,8,556		B/fd		65,27,00,018
13	Sundry Debtors	19A/5	75,70,374	d)	Administrative Expenses		
14	Grant -in-aid due in 2007-08	19B	6,00,00,000	i)	General Expenses	31/3	2,98,62,748
15	Retirement Benefit Funds			ii)	Other Contingency expenses	32/3	4,55,76,291
i)	General Provident Fund	3A	3,28,27,949	iii)	Other Educational Expenses	33/3	87,05,453
ii)	New Pension Fund Scheme	3A	77,63,003	iv)	All India Entrance Examinations	34	--
iii)	Misc. recovery (Prepaid)	19	1,08,528				
16	Corpus & Other Funds with Interest	1\ (II)	4,72,41,503	E	Departmental Expenses		
17	ECC (ICSR)	1\ (ii)	58,32,909	i)	DOC/Consumable/ Academic		
					Dept. & Centres	35/3	52,50,739
18	Fixed Deposit Encashed	18/5	71,96,61,856	ii)	DOC/ Other Contingent Exp.		
					Adademic Dept. & Centres	36/3	4,09,099
				iii)	Maintenance & Repairs to		
					Equipments & Tools	37/3	36,84,753
				F	Students Activity Expenses	40 A	72,39,771
				G	Scholarships	38/3	4,03,88,481
				H	Health Facilities	39/3	20,29,951
				I	Renovation works (Plan/MHRD)	7	1,78,85,376
				J	MHRD Projects	42	--
				4	ICSR projects Expr.(Recurring)	2/6	1,22,11,092
				i)	Advances Staff Accounts	16/4	80,94,468
				ii)	Other Adj. Advance accounts	3/5	1,70,53,467
				iii)	Refundable Deposits	4/6	20,55,32,004
				iv)	Endowment funds	5/6	--
				v)	Recoverable Deposits	17/4	1,77,68,468
	C/o		233,63,24,678		C/o		107,43,92,179

NATIONAL INSTITUTE OF TECHNOLOGY, TIRUCHIRAPPALLI-15
SCHEDULE FORMING PART OF BALANCE SHEET

SCHEDULE : 1 : CAPITAL & OTHER FUNDS

(Amount in Rs.)

SLNo.	Particular	Opening B/s As on 1.4.2008	Current Year 2008-2009	GROSS BLOCK As on 31.3.2009	GROSS BLOCK 2007-2008
I. CAPITAL FUND					
1.	Land	47,09,795	--	47,09,795 ✓	47,09,795 ✓
2.	Buildings: a) Grants (Sch.7)	79,39,80,775	42,01,83,503	121,41,64,278 ✓	79,39,80,775
	b) Loans	82,25,159	--	82,25,159 ✓	82,25,159
	TREC STEP shed (Sch.13)	6,00,000	--	6,00,000 ✓	6,00,000
3.	Equipment :Dept/Centres (Sch.8)	24,22,16,555	2,43,65,572	26,65,82,127 ✓	24,22,16,555
4.	Equipment : Others & Office (Sch.9)	2,60,41,952	14,00,023	2,74,41,975 ✓	2,60,41,952
5.	Augmentation of Labs (Sch.10)	5,96,97,486	1,80,87,368	7,77,84,854 ✓	5,96,97,486
6.	Furniture & Fixtures (Sch.11)	2,27,11,873	63,91,486	2,91,03,359 ✓	2,27,11,873 ✓
7.	Library (Non Plan) (Sch.12)	16,27,032	6,53,762	22,80,794 ✓	16,27,032
8.	Special Grant from MHRD (Sch.14)	15,90,37,462	--	15,90,37,462 ✓	15,90,37,462
9.	Equipment Donation from U.K.	1,62,02,177	--	1,62,02,177 ✓	1,62,02,177
10.	Equipment (TEQIP –World Bank)	10,92,97,675	--	10,92,97,675 ✓	10,92,97,675
11.	Project / Consultancy	1,04,96,350	--	1,04,96,350 ✓	1,04,96,350
12.	Vehicles (Sch.14A)	31,70,182	--	31,70,182 ✓	31,70,182
13.	Library out of Plan (Sch.15)	99,58,272	--	99,58,272 ✓	99,58,272
14.	Library donation (UK) (Sch.15A)	11,24,545	--	11,24,545 ✓	11,24,545
15.	Library TEQIP (Sch.15B)	2,75,74,497	1,57,484	2,77,31,981 ✓	2,75,74,497
	TOTAL	149,66,71,787	47,12,39,198	1,96,79,10,985	1,49,66,71,787

LESS : DEPRECIATION AS ON 31.3.2009


43,94,78,150


1,52,84,32,835

Sl.No.	Particular	Opening B/s As on 1.4.2008	Receipt 2008-2009	Payment 2008-09	J.E. Adjustments	Closing B/s. as on 31.3.2009	Previous year 2007-2008
	II OTHER FUNDS						
1.	Corpus Fund	15,59,88,240	3,49,52,193 93,71,180	--	--	20,03,11,613	15,59,88,240
2.	Staff Development fund	1,10,00,000	15,81,250	--	--	1,25,81,250	1,10,00,000
3.	Maintenance Fund	5,52,000	79,065	--	--	6,31,065	5,52,000
4.	Depreciation Fund	5,52,000	79,065	--	--	6,31,065	5,52,000
5.	Student Welfare Fund	82,08,261	11,78,750	--	--	93,87,011	82,08,261
6.	E.CC. Fund (ICSR)	93,58,020	✓ 58,32,909	46,43,096	--	1,05,47,833	93,58,020
	TOTAL	18,56,58,521	5,30,74,412	46,43,096	-	23,40,89,837	18,56,58,521

ABSTRACT

I.	CAPITAL FUND	1,52,84,32,835
II	CORPUS/OTHER FUNDS	23,40,89,837
III	EXCESS OF INCOME OVER EXPR. (I & E ACCOUNT)	
	Opening Balance (-)	3,67,74,648
	I&E A/c Excess (-)	43,52,653
	DEPRECIATION FUND (2007-08 & 2008-09)	(-) 4,11,27,301
		14,92,85,888
	Total fund	1,87,06,81,259


Dy. Reg.
National
Tiruchirappur


Registrar
National Institute of Technology

SCHEDULE : 1 A : UNUTILISED GRANTS FROM MHRD

(Amount in Rs.)

Sl.No.	Particular	Opening B/s As on 1.4.2008	Current Year Receipts 2008-2009	Expenditure 2008-09	J.E. Adjust	Closing B/s. as On 31.3.2009	Previous year 2007-2008
1.	Plan :						
	A. Grant(Regular)	(-)44,60,366	✓ 9,00,00,000 23,59,651	9,33,30,665	--	(-) 54,31,380	(-)44,60,366
	B. Grant (OBC)	--	✓ 50,39,50,000	35,80,00,000	73,50,000	14,69,75,232	
	C. Interest earning	--	✓ 83,75,232				
	TOTAL (Plan)	(-)44,60,366	60,46,84,883	45,13,30,665	73,50,000	14,15,43,852	
2.	Schemes: TAT/MODROB R & D projects Interest	57,65,761	--	--	--	57,65,761	57,65,761
3.	TEQIP Interest/Regn.fee	2,18,55,069	✓ 5,84,220	✓ 2,09,70,882	--	14,68,407	2,18,55,069
	TOTAL (1-3)	2,31,60,464	60,52,69,103	47,04,54,059	73,50,000	14,87,78,020	2,31,60,464
4.	NON PLAN GRANT Grant Ch.in transit Internal Revenue generation	3,76,35,280	✓ 18,13,00,000 ✓ 12,96,38,000 14,21,51,590	38,25,66,283	--	10,81,58,587	3,76,35,280
5.	U.G.C.,NEW DELHI GRANT FOR FURNITURE	--	✓ 10,00,000	10,00,000	--	--	

Dy. Reg
National
Tiruchirapp

Technology

Registrar

National Institute of Technology
Tiruchirapp

NATIONAL INSTITUTE OF TECHNOLOGY, TIRUCHIRAPPALLI-620 015

SCHEDULE FORMING PART OF BALANCE SHEET

SCHEDULE : 2 : INDUSTRIAL CONSULTANCY & SPONSORED RESEARCH PROJECTS

Sl. No.	Particulars	Opening Balance As on 01.04.2008	Receipts Current Year 2008-2009	Payments Current Year 2008-2009	Closing Balance as on 31.03.2009
I.	DST, New Delhi Sanctions upto 2007-08	(-) 2,28,691 2,29,54,276	--	--	(-) 3,05,791
	Sanctions during 2008-09		15,85,000	1,11,85,497	1,34,30,879
1.	064/DST/CEESAT/MP	--	30,14,938	14,00,778	16,14,160
2.	073/DST/PRO/VS	--	10,00,000	3,62,543	6,37,457
3.	075/DST/CHY/Ch.S.	--	28,00,000	22,37,414	5,62,586
4.	078/DST/PHY/SG	--	9,00,000	2,72,919	6,27,081
5.	079/DST/FIST/ICE	--	38,00,000	11,98,698	26,01,302
6.	085/DST/PHY/RJ	--	17,00,000	2,07,415	14,92,585
7.	089/DST/CIV/RG	--	10,00,000	2,50,000	7,50,000
8.	090/DST/EEE/MPS	--	11,00,000	1,10,000	9,90,000
		2,27,25,585	1,68,99,938	1,72,25,264	2,24,00,259
II.	CSIR, New Delhi Sanctions upto 2007-08	(-) 71,452 18,68,254	7,80,015	19,35,743	
	Sanctions during 2008-09		18,23,767	8,65,015	15,99,826
III.	UGC/AICTE upto 2007-08	(-) 1,60,038 4,07,838	1,70,799	3,57,661	
	Sanctions during 2008-09		82,095		1,43,033

S/ No.	Particulars	Opening Balance As on 01.04.2008	Receipts Current Year 2008-2009	Payments Current Year 2008-2009	Closing Balance as on 31.03.2009
IV.	DRDO Sanctions upto 2007-08	(-) 54,480	--	9,32,585	
		11,69,849			
	Sanctions during 2008-09	--	48,75,200	19,53,654	31,04,330
V.	Misc Sanctions upto 2007-08	(-) 75,642	32,98,400	55,09,013	
		84,03,260			
	Sanctions during 2008-09		82,22,077 3,142	15,19,525	1,28,19,557 3,142
VI.	Interest Earnings	7,37,086	26,66,903	1,989	34,02,000
	TOTAL	(-)5,90,303 3,55,40,563	3,88,22,336	3,03,00,449	4,34,72,147

Recurring Expenditure.

Rs.1,22,11,092/-

Non-Recurring Expenditure.

Rs.1,80,87,368/-

Dy. Registrar
National Institute of Technology
Tiruchirappalli-626 008.

Registrar
National Institute of Technology
Tiruchirappalli-626 008.

NATIONAL INSTITUTE OF TECHNOLOGY, TIRUCHIRAPPALLI-15
SCHEDULE FORMING PART OF BALANCE SHEET

SCHEDULE : 3 OTHER ADJUSTABLE ACCOUNTS

(Amount in Rs.)

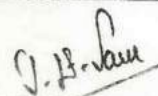
Sl.No.	Particular	Opening Balance As on 1.4.2008	Receipts Current Year 2008-2009	Payments Current Year 2008-2009	Balance as on 31.03.2009
1.	Various State Scholarship	1,83,055	39,29,749	36,57,164	4,55,640
2	AICTE Gate Fellowship	14,00,000	73,50,000	87,50,000	--
3	QIP Fellowship (Cheque in Transit)	7,62,423	5,36,644 11,23,211	18,42,875	5,79,403
4.	BHEL Fellowship	27,000	--	27,000	--
4	Death Relief Fund	36,794	2,352	--	39,146
5	ECC Fund/ Transit House Fund	25,27,338	--	--	25,27,338
6.	Project& Consultancy Fund	1,16,75,300	--	--	1,16,75,300
7.	Income Tax	--	36,124	--	36,124
8.	NDF	--	5,66,000	5,58,998	7,002
9.	ICSR Fellowships	--	36,57,693	22,17,430	14,40,263
	TOTAL	1,66,11,910	1,72,01,773	1,70,53,467	1,67,60,216

SCHEDULE : 3A RETIREMENT BENEFITS

(Amount Rs.)

Sl.No.	Particular	Opening Balance As on 1.4.2008	Receipts Current Year 2008-2009	Payments Current Year 2008-2009	Balance as on 31.03.2009
1.	General Provident Fund	7,33,13,527	2,58,79,152	2,23,38,686	7,68,53,993
2	GPF A/c Interest Earnings	1,16,62,037	69,48,797	52,28,767	1,33,82,067
3	New Pension Scheme fund	69,35,447	68,17,018	--	1,37,52,465
4.	New Pension Scheme Interest	--	9,45,985	--	9,45,985
	Total	9,19,11,011	4,05,90,952	2,75,67,453	10,49,34,510

By: 
Registrar


Registrar

SCHEDULE FORMING PART OF BALANCE SHEET

SCHEDULE : 4 : REFUNDABLE DEPOSITS/SUNDRY CREDITORS

(Amount in Rs.)

Sl.No.	Particular	Opening B/s As on 1.4.2008	Receipts Current Year 2008-2009	Payments Current Year 2008-2009	J.E. Adjustments	Balance as on 31.03.2009
1.	Misc. Deposit	5,14,93,268	19,29,15,960	20,06,42,227	--	4,37,67,001
2.	Book & Instrument Deposit & MCR	2,29,755	14,87,741	10,80,213	--	6,37,283
3.	Caution Deposit	30,12,094	39,500	17,450	--	30,34,144
4.	Earnest Money Deposit	23,52,685	1,65,406	2,93,283	--	22,12,458
	ICSR Deposits		5,52,261	TEQIP 12,350 1,80,000		3,72,261
5.	Library Deposit	1,03,20,111	9,41,500	27,11,557	--	85,50,054
6.	Institute Deposit	--	41,62,000	--	--	41,62,000
7.	Students Medical Insurance	--	15,56,040	5,94,924	--	9,61,116
8.	Students Aid Fund	--	15,11,900	--	--	15,11,900
	TOTAL	6,74,07,913	20,33,,32,308	✓ 20,55,32,004	--	6,52,08,217
9.	SUNDRY CREDITORS	4,59,08,062	3,95,41,342	2,46,57,884	--	6,07,91,520

S. B. Law

SCHEDULE : 5 : ENDOWMENT FUNDS

(Amount in Rs.)

Sl.No.	Particular	Opening Balance As on 1.4.2008	Receipts Current Year 2008-2009	J.E. Adjustments	Payments Current Year 2008-2009	Balance as on 31.03.2009
1.	Dr. Sargurudas Memorial Fund	842	--	--	--	842
2.	Kharche Associated Fund	10,267	--	--	--	10,267
3.	Dr. M. Shanmugam Fund	1,34,148	--	--	--	1,34,148
4.	Chetterjee Memorial Fund	10,432	--	--	--	10,432
5.	Rajalaxmi Trust Fund	3,129	--	--	--	3,129
6.	Balakumaran Memorial Fund	18,253	--	--	--	18,253
6.	Reunion Fund	51,043	--	--	--	51,043
7.	Janardhan Iyengar & Seethamma Fund	20,000	--	--	--	20,000
8.	Prof. S. Muthukaruppan Fund	11,210	--	--	--	11,210
9.	Avinash Memorial Endowment Fund	2,00,000	--	--	--	2,00,000
10.	Prof. S.H.Ibrahim Endowment Fund	25,000	--	--	--	25,000
11.	Prof.M.Sitaraman Endowment Fund	25,000	--	--	--	25,000
12.	Prof.Thirumalai Arasan Mem Fund	25,000	--	--	--	25,000
13.	Dr.B.Sekar ,IIM, Bombay	1,25,000	--	--	--	1,25,000
	TOTAL	6,59,324	--	--	--	6,59,324

SCHEDULE FORMING PART OF BALANCE SHEET

SCHEDULE : 6 : DONATION FROM OTHER INSTITUTIONS

(Amount in Rs.)

Sl.No.	Particular	Opening Balance As on 1.4.2008	Current Year Receipt	Payment	Balance as on 31.03.2009
1.	M/S. FTD solutions, Singapore	83,27,107	--	--	83,27,107

[Handwritten Signature]

[Handwritten Signature]

NATIONAL INSTITUTE OF TECHNOLOGY, TIRUCHIRAPPALLI-15
SCHEDULE FORMING PART OF BALANCE SHEET : ASSETS

SCHEDULE: 7 : BUILDING AND WORKS

(Amount in Rs.)

Sl.No.	Particular	Value as on 01.04.2008	Additions Current year 2008-2009	Journal	TOTAL	DEPRECI ATION UPTO 31-3-2009	NET BLOCK AS ON 31-3-2009
I	Works Completed						
	1. Buildings: A.Office	15,57,32,842	18,47,488	4,19,79,697	19,95,60,027	6,72,68,069	13,22,91,958
	B.Residential	15,67,03,690	--	--	15,67,03,690	3,05,32,406	12,61,71,284
	2.TEQIP Buildings	1,24,51,901	9,919		1,24,61,820	--	1,24,61,820
	3. Elect. Installation	14,12,582	52,00,000	6,29,362	72,41,944	17,54,232	54,87,712
	4.TEQIP(Elect.)	3,49,973	--		3,49,973	--	3,49,973
	5.Renovation Works	2,94,75,802	1,26,85,376	24,40,720	4,46,01,898	--	4,46,01,898
		35,61,26,790	1,97,42,783	4,50,49,779	42,09,19,352	9,95,54,707	32,13,64,645

SCHEDULE : 7 A : BUILDING WORKS IN PROGRESS & DEPOSIT WITH CPWD

(Amount in Rs.)

Sl.No.	Particular	Value as on 01.04.2008	Additions Current year 2008-2009	TOTAL	ADJUSTMENT DURING 2008-09	CLOSING BALANCE AS ON 31.3.2009
II	Works In Progress	34,91,64,726	16,54,99,052	51,46,63,778	4,26,09,059	47,20,54,719
III	Deposit with CPWD	9,69,14,418	Plan- 4,00,00,000	13,69,14,418	10,94,79,836	2,74,34,582
	OBC	--	35,80,00,000	35,80,00,000	5,60,19,216	30,19,80,784
	TOTAL	44,60,79,144	56,34,99,052	100,95,78,196	20,81,08,111	80,14,70,085

NATIONAL INSTITUTE OF TECHNOLOGY, TIRUCHIRAPPALLI-15
SCHEDULE FORMING PART OF BALANCE SHEET

SCHEDULE : 8 : EQUIPMENT AND TOOLS ACADEMIC DEPARTMENT AND CENTRES

(Amount in Rs.)

Sl.No.	Particular	Value as on 1.4.2008	Addition during 2008-09	Total	Depreciation Upto 31.3.2009	NET BLOCK as on 31.03.2009
1	Opening Balance of Academic Departments	11,50,86,121	--	11,50,86,121	6,84,49,046	4,66,37,075
2	Architecture	9,23,897	31,887	9,55,784	4,60,628	4,95,156
3	Chemical Engineering	41,29,282	12,25,040	53,54,322	19,43,447	34,10,875
4	Chemistry	34,50,573	13,20,531	47,71,104	16,03,610	31,67,494
5	Civil Engineering	60,13,519	4,84,356	64,97,875	32,17,537	32,80,338
6	Computer Applications	10,01,136	99,000	11,00,136	6,18,790	4,81,346
7	Computer science & Engineering	43,83,830	5,44,532	49,28,362	16,94,080	32,34,282
8	Electrical & Electronics Engg	44,39,153	6,06,397	50,45,550	20,77,118	29,68,432
9	Electronics Communication Engg.	77,85,892	22,70,587	100,56,479	48,18,707	52,37,772
10	Humanities/ English	6,52,347	4,99,995	11,52,342	4,43,255	7,09,087
11	Instrumentation & Control Engg	75,76,056	7,32,778	83,08,834	44,84,188	38,24,646
12	Mathematics	6,62,104	1,05,872	7,67,976	3,95,600	3,72,376
13	Mechanical Engineering	1,03,80,666	25,91,499	1,29,72,165	46,79,697	82,92,468
14	Metallurgy Material Science	54,62,251	21,41,003	76,03,254	31,86,481	44,16,773
15	Physics	32,96,728	16,41,811	49,38,539	15,86,778	33,51,761
16	Production Engineering	50,73,052	19,83,043	70,56,095	31,93,879	38,62,216
17	CSG	4,16,33,073	75,57,702	4,91,90,775	4,37,31,258	54,59,517
18	CEESAT	95,31,750	3,85,348	99,17,098	58,62,638	40,54,460
19	Management Studies	15,25,226	1,44,191	16,69,417	5,47,948	11,21,469
20	MEMS LAB.(M/S.FTD, Singapore)	92,09,899	--	92,09,899	25,55,747	66,54,152
	TOTAL	24,22,16,555	2,43,65,572	26,65,82,127	15,55,50,432	11,10,31,695

715665 ✓
887944

[Handwritten signature]

[Handwritten signature]

SCHEDULE : 9 : EQUIPMENT AND TOOLS OTHER SECTIONS

(Amount in Rs.)

Sl.No.	Particular	Value as on 01.04.2008	Addition During 2008-09	Total	Depreciation upto 31.3.2009	NET BLOCK as on 31-3-2009
1.	Training & Placement	80,83,925	51,805	81,35,730	59,15,290	22,20,440
2.	Hospital	1,83,607	94,059	2,77,666	1,28,469	1,49,197
3.	Estate Maint. Dept.	2,57,938	--	2,57,938	77,781	1,80,157
4.	Campus Commn.Service	3,80,962	2,35,781	6,16,743	1,41,084	4,75,659
5.	Admn. Office	21,99,788	7,500	22,07,288	9,25,008	12,82,280
6.	Hostels	54,63,255	78,188	55,41,443	24,58,042	30,83,401
7.	Deans / COE	94,72,477	9,32,690	1,04,05,167	45,34,764	58,70,403
	TOTAL	2,60,41,952	14,00,023	2,74,41,975	1,41,80,438	1,32,61,537

SCHEDULE : 10 : AUGMENTATION OF LABORATORY AND WORKSHOPS

(Amount in Rs.)

Sl.No.	Particular	Value as on 01.04.2008	Current Year 2008-2009	Total	Depreciation upto 31.3.2009	NET BLOCK as on 31-3-2009
1	DST, New Delhi Projects	2,30,53,547	1,10,27,826	3,40,81,373	1,24,61,652	2,16,19,721
2	DRDO, New Delhi	55,53,664	17,92,172	73,45,836	33,98,240	39,47,596
3	MIT, New Delhi/SMDP	16,01,596	---	16,01,596	9,38,885	6,62,711
4	AICTE, New Delhi	1,67,50,000	---	1,67,50,000	1,04,05,606	63,44,394
5	Centre of Excellence	35,17,078	---	35,17,078	21,90,614	13,26,464
6	Sponsored Projects Microsoft/UK	14,48,412	---	14,48,412	8,57,099	5,91,313
7	UGC, New Delhi	20,98,317	38,575	21,36,892	12,33,426	9,03,466
8	PWD/MRD/NCER/TATA STEEL	39,44,418	8,41,527	47,85,945	30,30,601	17,55,344
9	IITM Joint Project	16,82,645	29,31,430	46,14,075	9,06,649	37,07,426
10	CSIR New Delhi	47,809	14,55,838	15,03,647	2,31,642	12,72,005
	Total	5,96,97,486	1,80,87,368	7,77,84,854	3,56,54,414	4,21,30,440

J. B. Jais

NATIONAL INSTITUTE OF TECHNOLOGY, TIRUCHIRAPPALLI-15
SCHEDULE FORMING PART OF BALANCE SHEET

SCHEDULE : 11 : FURNITURE AND FIXTURE

(Amount in Rs.)

Sl.No.	Particulars	Opening Balance as on 01.04.2008	Addition during 2008-09	Total	Depreciation Upto 31-3-2009	NET BLOCK AS ON 31-3-2009
1.	Instructional Building (TEQIP)	41,37,183	--	41,37,183	--	41,37,183
a)	Laboratory & Library UGC sanction	41,80,787	22,28,182 10,00,000	74,08,969	21,06,941	53,02,028
b)	Class Rooms	49,22,702	9,55,108	58,77,810	18,42,233	40,35,577
2.	Hostel	42,95,749	21,09,195	64,04,944	15,28,050	48,76,894
3.	Students / Staff Amenities(Admn)	51,75,452	99,001	52,74,453	12,12,860	40,61,593
	TOTAL	2,27,11,873	63,91,486	2,91,03,359	66,90,084	2,24,13,275

SCHEDULE : 12 LIBRARY BOOKS AND JOURNALS

(Amount in Rs.)

Sl.No.	Particulars	Value as on 01.04.2008	Addition During 2008-09	Total	Depreciation Upto 31-3-2009	NET BLOCK As on 31-3-2009
	Department Libraries (NP)	16,27,032	6,53,762	22,80,794	18,66,127	4,14,667
	TOTAL	16,27,032	6,53,762	22,80,794	18,66,127	4,14,667

SCHEDULE :13 TREC-STEP

(Amount in Rs.)

Sl.No.	Particulars	Value as on 01.04.2008	Current Year 2008-2009	TOTAL	DEPRECIATION Upto 31-3-2009	Value as on 31.03.2009
1	Nursery Shed	6,00,000	--	6,00,000	1,58,944	4,41,056
	TOTAL	6,00,000	--	6,00,000	1,58,944	4,41,056

NATIONAL INSTITUTE OF TECHNOLOGY, TIRUCHIRAPPALLI-15
SCHEDULE FORMING PART OF BALANCE SHEET

SCHEDULE :14 EQUIPMENT AND TOOLS / SPECIAL GRANT FROM MHRD

(Amount in Rs.)

Sl.No.	Particular	Value as on 01.04.2008	Additions current year 2008-2009	TOTAL	DEPRECIATION Upto 31-3-2009	NET BLOCK AS IB 31-3-2009
1.	REC -IIT Network Scheme	89,30,000	--	89,30,000	54,08,008	35,21,992
2.	Area of Excellence Scheme	1,27,13,533	--	1,27,13,533	76,99,316	50,14,217
3.	Emerging Area of Tech.Scheme	1,91,48,841	--	1,91,48,841	1,15,96,538	75,52,303
4.	Critical need Scheme	1,07,50,000	--	1,07,50,000	65,10,200	42,39,800
5.	Centre of Excellence Scheme	4,00,00,000	--	4,00,00,000	2,42,24,000	1,57,76,000
6.	MODROB Scheme	4,36,91,589	--	4,36,91,589	2,64,59,627	1,72,31,962
7.	Thrust Area of Technology Scheme	1,38,63,710	--	1,38,63,710	83,95,863	54,67,847
8.	Research & Development Scheme	99,39,789	--	99,39,789	60,20,790	39,18,999
	TOTAL	15,90,37,462	--	15,90,37,462	9,63,14,342	6,27,23,120
9.	Equipment received as donation (Indo UK)	1,62,02,177	---	1,62,02,177	1,00,91,535	61,10,642
10.	Equipment out of TEQIP (World Bank project)	10,92,97,675	--	10,92,97,675	--	10,92,97,675
11.	Consultancy & Projects	1,05,85,615	--	1,05,85,615	65,93,256	39,92,359
	GRAND TOTAL	29,51,22,929		29,51,22,929	11,29,99,133	18,21,23,796

SCHEDULE : 14 A :VEHICLES

(Amount in Rs.)

Sl.No.	Particular	Value as on 01.04.2008	Additions current year 2008-2009	Total	DEPRECIATION UPTO \31-3-2009	NET BLOCK
1.	Vehicles	31,70,182	--	31,70,182	18,87,154	12,83,028

[Handwritten signature]

[Handwritten signature]

NATIONAL INSTITUTE OF TECHNOLOGY, TIRUCHIRAPPALLI-15
SCHEDULE FORMING PART OF BALANCE SHEET

SCHEDULE :15 LIBRARY BOOKS & JOURNALS / SPECIAL GRANT FROM MHRD

(Amount in Rs.)

Sl.No.	Particular	Value as on 01.04.2008	Additions during 2008-2009	TOTAL	Depreciation Upto 31-3-2009	NET BLOCK 31-3-09
1.	Central Library	56,93,450	--	56,93,450	56,12,375	81,075
2.	Book Bank	26,54,162	--	26,54,162	26,16,367	37,795
3.	Department Library	2,91,115	--	2,91,115	2,86,969	4,146
4.	Indo UK	13,19,545	--	13,19,545	13,01,067	18,478
	TOTAL	99,58,272	--	99,58,272	98,16,778	1,41,494

SCHEDULE : 15 A :LIBRARY BOOKS RECEIVED AS DONATION (INDO -UK)

(Amount in Rs.)

Sl.No.	Particular	Value as on 01.04.2008	Additions current year 2008-2009	TOTAL	Depreciation Upto 31-3-2009	Value as on 31.03.2009
1.	Central Library	11,24,545	--	11,24,545	11,19,939	4,606

SCHEDULE : 15 B : LIBRARY BOOKS (TEQIP WORLD BANK)

(Amount in Rs.)

Sl.No.	Particular	Value as on 01.04.2008	Additions current year 2008-2009	Value as on 31.03.2009
1.	Central Library	2,75,74,497	1,57,484	2,77,31,981

D. S. Sathya

V. B. Sane

SCHEDULE : 15 - DEPRECIATION ACCOUNT

(Amount in Rs.)

Sl.No.	Particular	RATE OF DEP.	ASSET VALUE AS ON 31-3-2008	DEPRECIATION UPTO 31-3-2008	NET BLOCK	ADDITION DURING 2008-09	DEPRECIATION FOR 2008-09	VALUE AS ON 31-3-2009
1.	a. Buildings (Sch.7) (Completed Works)							
	A. Inst.Bldgs /Office Bldgs	10%	15,57,32,842	5,25,68,963	10,31,63,879	4,38,27,185	1,46,99,106	13,22,91,958
	B. Resi.Bldgs	5%	15,67,03,690	2,38,91,812	13,28,11,878	--	66,40,594	12,61,71,284
	b.Elect. Installation (Sch.7)	15%	14,12,582	7,85,812	6,26,770	58,29,362	9,68,420	54,87,712
	TREC-STEP Building Sch- 13	5%	6,00,000	1,35,731	4,64,269	--	23,213	4,41,056
	TEQIP Buildings (Sch.7)		1,28,01,874	--	1,28,01,874	9,919	--	1,28,11,793
	Renovation Works (Sch.7)		2,94,75,802	--	2,94,75,802	1,51,26,096	--	4,46,01,898
2.	Equipment & Tools Dept.& Centre(Sch. 8)	15%	20,05,83,482	9,31,88,789	10,73,94,693	1,68,07,870	1,86,30,385	10,55,72,178
3.	Computers (Sch.8)	60%	4,16,33,073	3,55,41,982	60,91,091	75,57,702	81,89,276	54,59,517
4.	Office Equipment (Sch.9)	15%	2,60,41,952	1,18,40,167	1,42,01,785	14,00,023	23,40,271	1,32,61,537
5.	R& D Project Equipment(Sch.10)	15%	5,96,97,486	2,82,19,630	3,14,77,856	1,80,87,368	74,34,784	4,21,30,440
6.	Furniture & Fixtures (Sch.11)	10%	1,85,74,690	46,59,408	1,39,15,282	63,91,486	20,30,676	1,82,76,092
	TEQIP Furniture		41,37,183	--	41,37,183	--	--	41,37,183
7.	Library (Sch.12)	60%	16,27,032	12,44,127	3,82,905	6,53,762	6,22,000	4,14,667
	(Sch.15)		99,58,272	96,04,538	3,53,734		2,12,240	1,41,494
	(Sch.15A)		11,24,545	11,13,030	11,515		6,909	4,606
8.	MHRD Spl.Grants Indo UK (Sch.14)	15%	15,90,37,462	8,52,45,556	7,37,91,906	--	1,10,68,786	6,27,23,120
			1,62,02,177	90,13,186	71,88,991	--	10,78,349	61,10,642
			1,05,85,615	58,88,722	46,96,893	--	7,04,534	39,92,359
9	Vehicles(Sch.14A)	15%	31,70,182	16,60,737	15,09,445	--	2,26,417	12,83,028
	TOTAL		90,90,99,941	36,46,02,190	54,44,97,751	11,56,90,778	7,48,75,960	58,53,12,564

J. A. Jau

SCHEDULE : 16 ADVANCES ACCOUNTS

(Amount in Rs.)

Sl.No.	Particular	Opening Balance as on 01.04.2008	Payments Current Year 2008-2009	Adjustments Current Year 2008-2009	Balance as on 31.3.2009
a)	Staff Advance				
1.	House Building Advance	14,23,183	5,70,061	8,45,600	11,47,644
2.	Festival Advance	4,92,277	3,61,000	3,16,200	5,37,077
3.	Education Advance	5400	6,500	7,650	4,250
4.	Cycle Advance	910	--	284	626
5.	a.Moped / Motor Advance	17,19,317	9,22,995	6,21,034	20,21,278
	b.Computer Advance	4,24,590	5,99,289	1,39,517	8,84,362
6.	Marriage Advance	1,24,480	88,424	60,184	✓ 1,52,720
7.	Flood Advance	3,000	--	2,600	400
9	TEQIP Advance	60,34,377	55,46,199	1,11,03,910	4,76,666
	GRAND TOTAL	1,02,27,534	80,94,468	1,30,96,979	52,25,023

P. B.
By: *P. B.*
National Institute of Technology
Kuvempu, Shimoga

S. H. Sani
National Institute of Technology
Kuvempu, Shimoga

NATIONAL INSTITUTE OF TECHNOLOGY, TIRUCHIRAPPALLI-15
SCHEDULE FORMING PART OF BALANCE SHEET

SCHEDULE : 17 RECOVERABLE DEPOSITS/ STOCK

(Amount in Rs.)

Sl.No.	Particular	Opening Balance as on 01.04.2008	Payments During the Year 2008-2009	Receipts During the Year 2008-2009	Balance as on 31.3.2009
1.	P&T Deposits	58,100	--	5,021	53,079
2.	TNEB HT Current consumption Deposit	33,20,840	5,40,792	--	38,61,632
3.	NIT Transit House Deposit	7,00,000	--	--	7,00,000
4.	Accrued Interest	2,22,25,071	1,72,27,676	1,65,08,229	2,29,44,518
5.	M/S. Balmeir & Lourie , Chennai Clg. Deposit	2,00,000	--	--	2,00,000
6.	Stamp on hand	9,540	33,709	9,540	33,709
	TOTAL	2,65,13,551	1,78,02,177	1,65,22,790	2,77,92,938

SCHEDULE : 18 : FIXED DEPOSITS

(Amount in Rs.)

Sl.No.	Particular	Opening Balance as on 01.04.2008	Deposit During the Year 2008-09	Encashment During the year 2008-09	Closing Balance as on 31.3.2009
1.	Retirement Benefit Fund (GPF/CPF)	7,87,12,877	4,95,58,981	4,32,94,811 GPF 2,10,00,000	6,39,77,047
2.	Endowment Deposits	6,59,324	--	--	6,59,324
3.	Corpus Funds / Staff Development Fund etc	16,49,13,680	5,11,08,836	1,74,67,045	19,85,55,471
4.	Projects Funds	1,00,00,000	4,01,84,932	4,00,00,000	1,01,84,932
5.	New Pension Scheme	19,00,000	52,12,632		71,12,632
6.	Deposit Funds	1,59,33,582	9,69,666		1,69,03,248
7.	Short Term Deposits				
	a. Plan	1,00,00,000	51,44,00,000	52,44,00,000	NIL
	b. SBIHEK	35,00,000	----	35,00,000	NIL
	c. Non Plan	4,00,00,000	3,00,00,000	7,00,00,000	NIL
	TOTAL	32,56,19,463	69,14,35,047	71,96,61,856	29,73,92,654

NATIONAL INSTITUTE OF TECHNOLOGY, TIRUCHIRAPPALLI-15
SCHEDULE FORMING PART OF BALANCE SHEET

SCHEDULE : 19 : MISCELLANEOUS EXPENDITURE RECOVERY/PREPAID EXPENSES/ CLAIMS RECEIVABLE

(Amount in Rs.)

Sl.No.	Particulars	Opening Balance as on 01.04.2008	Payments During the Year	Receipts During the Year	J.E. Adjustment	Balance as on 31.3.2009
1.	Department Imprest	2,11,500	--	2,11,500	--	--
2.	Pre paid expenses	1,08,528	3,09,634	✓ 1,08,528		3,09,634
3.	Leave salary Receivable	78,036	--	--	--	78,036
	TOTAL	3,98,064	3,09,634	3,20,028		3,87,670

SCHEDULE : 19 A : SUNDRY DEBTORS

(Amount in Rs.)

Sl.No.	Particulars	Opening Balance as on 01.04.2008	Payments During the Year	Receipts During the Year	J.E. Adjustment	Balance as on 31.3.2009
1.	Fees due from students & others	82,11,904	1,25,78,672	✓ 75,70,374	--	1,50,67,690
2.	Expr. due from Plan Account		18,47,488			

2008-09
TJ- 903900
New due 1082760
Cdnm 266154
NPS 577018
12578672

SCHEDULE 19B : GRANTS SANCTIONED AND DUE

Sl.No.	Particulars	Opening Balance as on 01.04.2008	Payments During the Year	Receipts during 2008-09	Closing Balance as on 31.3.2009
	Grants sanctioned for 2008-09 Non Plan(MHRD)- 129638000 1123211(Stipend)	6,00,00,000	13,07,61,211	✓ 6,00,00,000	13,07,61,211

J. H. Sane

NATIONAL INSTITUTE OF TECHNOLOGY, TIRUCHIRAPPALLI-15

SCHEDULE : 20 CLOSING BALANCE OF CASH AND BANK

(Amount in Rs.)

Sl.No.	Particular	Current Year 2008-2009		Total of both cash & Bank	Previous year 2007-2008		Total of both Cash & Bank
		Bank	Cash		Bank	Cash	
1	<u>A/C 'A' - PLAN</u> Building, Equipment etc. A/c.No. 10023882957	20,74,38,176	---	✓ 20,74,38,176	29,74,739	-	29,74,739
2	<u>A/C 'B' - NON - PLAN</u> U.G. Recurring Account A/c No.10023882946	1,98,63,196	51,150	1,99,14,346	2,50,74,086	41,362	2,51,15,448
3	<u>A/C 'C' - TEOIP</u> a. World Bank Project A/c No.10023883008	6,22,703	--	✓ 6,22,703	1,28,60,389	6,676	1,28,67,065
	b. Canara Bank (A/C No.36127)	3,75,986	--	✓ 3,75,986	29,53,692	--	29,53,692
4.	<u>A/C 'D' - Engineering consultancy</u> a. Consultancy/Testing A/C No.10023883064	48,06,177		✓ 48,06,177	36,16,364	--	36,16,364
5.	<u>A/C 'F' - Corpus & Other Funds</u> a. Corpus Fund :No.10023883097	1,76,67,790	--	✓ 1,76,67,790	51,33,223	--	51,33,223
6.	<u>A/C 'G' - R & D Projects</u> a. MHRD R&D Projects A/C No. 10023883042	3,07,31,329	--	✓ 3,07,31,329	2,20,54,018	--	2,20,54,018
7.	<u>A/C 'H' - Scholarships</u> A/C No.10023883019	3,76,220	--	✓ 3,76,220	63,055	--	63,055
8.	<u>A/C "I" New Pension Scheme</u> A/c No. 3006601 5622	64,01,910	--	✓ 64,01,910	50,35,447	--	50,35,447
9.	<u>A/c "J" General Provident Fund</u> A/c No 10023883100	2,23,31,886	--	✓ 2,23,31,886	--	--	--
9.	<u>SBI - HEK Branch</u> A/c No.10891414445	37,96,511	--	✓ 37,96,511	13,57,020		13,57,020
TOTAL		31,44,11,884	51,150	31,44,63,034	8,11,22,033	48,038	8,11,70,071

NATIONAL INSTITUTE OF TECHNOLOGY, TIRUCHIRAPPALLI-15
SCHEDULE FORMING PART OF INCOME AND EXPENDITURE ACCOUNT

SCHEDULE : 21 FEES FROM STUDENTS

(Amount in Rs.)

Sl.No.	Particular	Receipts as on 31.3.2009	Journal Entry Adjustment	Current Year 2008-2009	Previous year 2007-2008
1	TUITION FEES :	6,13,29,676	9,07,900	6,22,37,576	4,51,97,850
2	<u>OTHER FEES</u>				
	(A) Admission Fees	3,00,800	--	3,00,800	2,24,250
	(B) Exam fee, mark List Fee	59,89,711	--	59,89,711	36,29,835
	(C) Student Activity Fee 276752+3819700	40,96,452	--	40,96,452	92,80,565
	(D) Sale of application Forms	13,47,598	--	13,47,598	6,95,650
	(E) HEK cost of application	70,428	--	70,428	
	(F) Special Coaching Fees	2,17,202	--	2,17,202	
3.	Share of Corpus Collection	2,51,00,000	--	2,51,00,000	2,00,00,000
	TOTAL	9,84,51,867	9,07,900	9,93,59,767	7,90,28,150

SCHEDULE : 22 OTHER RECEIPTS FROM STUDENTS

(Amount in Rs.)

Sl.No	Particulars	Receipts as on 31.3.2009	Journal Entry Adjustment	Current Year 2008-2009	Previous Year 2007-2008
1	SEAT RENT/ LICENCE FEE				
	[A] Student (Hostels)	--	1,08,27,600	1,08,27,600	92,45,420
	[B] Staff (Quarters)	30,25,600	--	30,25,600	31,18,877
	[C] Shopping Complex	23,12,620	2,66,154	25,78,774	23,35,791
	TOTAL	53,38,220	1,10,93,754	1,64,31,974	1,47,00,088
2	Internet E-mail& Computer Print-out Collection	1,60,358	--	1,60,358	22,11,512
3	Sports Collection	9,16,785	--	9,16,785	47,69,160
	TOTAL	64,15,363	1,10,93,754	1,75,09,117(*)	2,16,80,760

(*) Prior Period Rs.42,308/- + 2008-09 Rs.1,74,66,809/=)

NATIONAL INSTITUTE OF TECHNOLOGY, TIRUCHIRAPPALLI-15
SCHEDULE FORMING PART OF INCOME AND EXPENDITURE ACCOUNT

SCHEDULE : 23 ALL INDIA ENTRANCE EXAMINATIONS

(Amount in Rs.)

Sl.No.	Particular	Current Year 2008 – 2009	Previous Year 2007 – 2008
	NIMCET	1,00,000	2,00,000
	TOTAL	1,00,000	2,00,000

SCHEDULE : 24 OTHER INCOME AND MISCELLANIOUS RECEIPTS

(Amount in Rs.)

Sl.No.	Particular	Receipts as on 31.3.2009	Journal Entry Adjustment	Current Year 2008-2009	Previous year 2007– 2008
1	Electrical and Water Charges	27,55,441	1,32,711	28,88,152	28,38,386
2	Bus Fare Collection	4,47,602	--	4,47,602	3,60,977
3	Income From services	55,214	--	55,214	4,60,154
4	Library Fee/comp.fee 7574000+7947700	1,55,21,700	--	1,55,21,700	73,83,870
5	Leave Salary & Pension Contribution	4,08,770	--	4,08,770	3,50,387
6	Fine & Other Miscellaneous	9,83,496	--	9,83,496	8,36,562
	TOTAL	2,01,72,223	1,32,711	2,03,04,934	1,22,30,336
SCHEDULE : 24 A INTEREST ON SB A/C					
7.	U.G. ACCOUNT	10,56,736	--	10,56,736	30,11,621
8.	Scholarship A/c	40,580	--	40,580	11,78,950
	TOTAL	10,97,316		10,97,316	
SCHEDULE : 24 B INTEREST ON TDRs					
9.	NON PLAN	23,96,655	12,83,922	36,80,577	11,99,875
10.	PLAN A/CS (BUILDING & EQUPT.)	1,07,34,883	--	1,07,34,883	8,23,915
					7,37,086
11.	TEQIP	5,84,220	--	5,84,220	
12.	HEK	99,879	--	99,879	26,75,255
	TOTAL	1,38,15,637	12,83,922	1,50,99,559	54,36,131

J. R. Nam

NATIONAL INSTITUTE OF TECHNOLOGY, TIRUCHIRAPPALLI-15
SCHEDULE FORMING PART OF INCOME AND EXPENDITURE ACCOUNT

SCHEDULE 25 PAY AND ALLOWANCE - TEACHING STAFFS

(Amount in Rs.)

SL.NO.	DEPARTMENTS	CURRENT YEAR 2008 - 2009	PREVIOUS YEAR 2007 - 2008
1	Architecture Department	7230617	4886832
2	Computer Application	7189943	4841021
3	Computer Science & Engineering Department	4553114	3450201
4	Computer Support Group	738689	506898
5	CEESAT Department	402731	315562
6	Chemical Department	6182197	4276323
7	Chemistry Department	3897224	2579446
8	Civil Engineering Department	9017271	6254542
9	Dean (Office)/Director Office	871413	590945
10	E.C.E. Department	7818065	5163130
11	E.E.E. Department	5441216	3783583
12	English Department	619873	538,862
13	Humanities Department	2745144	1930843
14	I.C.E. Department	4581519	3181913
15	Library	982915	672875
16	Management Studies Department	4558115	3158009
17	Mathematics Department	5044447	3780809
18	Mechanical Engineering Department	8046531	6077756
19	Metallurgy Engineering Department	6657160	4582336
20	Office	--	--
21	Physical Education Department	470621	304738
22	Physics Department	4613606	3107417
23	Production Engineering Department	7327917	4918609
24	Training & Placement Department	599559	400965
	Total (10,25,57,561 - 29,67,674)	9,95,89,887	6,93,03,615
	Add payable for March 2009	86,69,980	75,40,709
	Total	10,82,59,867	7,68,44,324

NATIONAL INSTITUTE OF TECHNOLOGY, TIRUCHIRAPPALLI-15
SCHEDULE FORMING PART OF INCOME AND EXPENDITURE ACCOUNT

SCHEDULE 26 PAY AND ALLOWANCE - TEACHING SUPPORTING STAFF

(Amount in Rs.)

SL.NO.	DEPARTMENTS	CURRENT YEAR 2008-2009	PREVIOUS YEAR 2007 - 2008
1	Architecture Department	239451	183854
2	Controller of Examinations	184017	--
3	Computer Science & Engineering Department	851764	623846
4	Computer Support Group	2045758	1690629
5	CEESAT Department	156573	125657
6	Chemical Department	1019318	642363
7	Chemistry Department	335927	236072
8	Civil Engineering Department	586594	425659
9	Dean (Office)	537211	239671
10	E.C.E. Department	1221667	952512
11	E.E.E. Department	1091454	674150
12	Estate Maintenance Office	3572498	2280524
13	Hospital	156763	127677
14	Humanities	30078	22125
15	I.C.E. Department	482916	349227
16	Library	703104	511312
17	MCA Department	66912	45704
19	Management Studies Department	30387	22839
20	Mechanical Engineering Department	1063978	757390
21	Metallurgy Engineering Department	1047552	725375
23	Office	407654	286138
24	Physics Department	189288	129428
25	Production Engineering Department	3787915	2378917
26	Transport Section	888829	749555
27	Training & Placement Department	--	--
	Total	2,06,97,608	1,41,80,624
	Add payable for March 2009 (1804176+1437336)	32,41,512	12,83,935
	Total	2,39,39,120	1,54,64,559

J. B. Sam

NATIONAL INSTITUTE OF TECHNOLOGY, TIRUCHIRAPPALLI-15
SCHEDULE FORMING PART OF INCOME AND EXPENDITURE ACCOUNT

SCHEDULE 27 PAY AND ALLOWANCE - ADMINISTRATION STAFF

(Amount in Rs.)

SL.NO.	DEPARTMENTS/OFFICES	CURRENT YEAR 2008-2009	PREVIOUS YEAR 2007-2008
1	Architecture Department	119618	89714
2	Computer Science & Engineering Department	227189	172367
3	CEESAT	128714	97631
4	Chemical Department	253347	190076
5	Chemistry Department	128754	98593
6	Civil Engineering Department	289652	218671
7	Dean (Acad)	1275684	967851
8	Dean(Admin)	29420	22065
9	Dean(IC & SR)	273457	206809
10	Dean(Students)	253297	176797
11	Director Office	260490	157118
12	E.C.E. Department	261582	158889
13	Estate Maintenance Office	1283084	990261
14	Hospitals	1479580	1129431
15	Hostel Office	832479	626231
16	Humanities	165281	125461
17	I.C.E. Department	147900	110482
18	Library	427716	315868
19	MCA Department	269943	166869
20	Management Studies Department	26245	19680
21	Mathematics Department	569874	428085
22	Mechanical Engineering Department	226286	170870
23	Office	7658965	5520825
24	Physical Education Department	230942	173208
25	Physics Department	161715	121284
26	Production Engineering Department	226984	171219
27	Security Office	174105	130577
28	Transport Section	149358	112152
29	Training & Placement Department	189482	100364
	Total	1,77,21,143	1,29,69,448
	Add payable for March 2009	17,70,577	11,55,888
	Total	1,94,91,720	1,41,25,336

J. B. Jau

SCHEDULE FORMING PART OF INCOME AND EXPENDITURE ACCOUNT
SCHEDULE 28 PAY AND ALLOWANCE - OTHER STAFF

(Amount in Rs.)

SL.NO.	DEPARTMENTS	CURRENT YEAR 2008 - 2009	PREVIOUS YEAR 2007 - 2008
1	Architecture Department	231922	164774
2	Computer Science & Engineering Department	505927	348915
3	Computer Support Group	855355	598150
4	CEESAT Department	376694	267159
5	Chemical Department	183031	128895
6	Chemistry Department	179943	125834
7	Civil Engineering Department	617638	438041
8	Dean (Acad)	674490	475310
9	Dean(Admin)	177679	124253
10	Dean(IC & SR)	498719	353753
13	E.C.E. Department	819638	577210
14	E.E.E. Department	758926	534455
15	Estate Maintenance Office	7650594	5423826
16	Hospitals	1046780	737041
17	Hostel Office	91311	63854
18	Humanities	80302	58466
19	I.C.E. Department	292547	206019
20	Library	569314	403772
21	M.C.A.	95366	67159
22	Management Studies Department	1117940	792840
23	Mathematics Department	117942	83058
24	Mechanical Engineering Department	467202	326715
25	Metallurgy Engineering Department	74310	52332
26	Office	1350368	957708
27	Physical Education Department	363704	257946
28	Physics Department	548086	385976
29	Production Engineering Department	756289	536375
30	Security Office	6459768	4652318
31	Transport Section	605421	426353
32	Training & Placement Department	115854	79713
	Total	2,76,83,060	1,96,48,220
	Add payable for March 2009	23,97,072	17,79,567
	Total	3,00,80,132	2,14,27,787

D. H. Sane

NATIONAL INSTITUTE OF TECHNOLOGY, TIRUCHIRAPPALLI-15
SCHEDULE FORMING PART OF INCOME AND EXPENDITURE ACCOUNT

SCHEDULE : 29 OTHER ALLOWANCES

(Amount in Rs.)

Sl.No.	Particulars	Expenditure as on 31.3.2009	Journal Entry Adjustment	Current Year Expenditure 2008-2009	Previous Year 2007 - 2008
1	LTC	1,46,096	--	1,46,096	39,405
2	Honorarium to Staff	8,86,900	48,850	9,35,750	5,82,636
3	Book Allowance to Faculty	8,54,334	--	8,54,334	20,70,210
4	Outsourcing Service Charges	64,71,546	8,21,743	72,93,289	51,66,663
5	Bonus	15,13,246	--	15,13,246	
	Total	98,72,122	8,70,593	1,07,42,715(*)	78,58,914

(*) Prior Period Expr. Rs.277644\= + 2008-09 Rs. 1,04,65,071)

Schedule : 30 RETIREMENT BENEFITS

(Amount in Rs.)

Sl.No.	Particular	Expenditure as on 31.3.2009	Journal Entry Adjustment	Current Year Expenditure 2008-2009	Previous year Expenditure 2007 - 2008
1	Pension & Family Pension	1,76,03,421	42,61,365	2,18,64,786	1,75,84,632
2	Gratuity	37,21,204	5,13,677	42,34,881	33,58,269
3	Commutation	26,45,732	3,98,622	30,44,354	37,13,207
4	Group Insurance Scheme	68,432	1,00,000	1,68,432	6,82,186
5	E.L. Encashment	14,75,965	5,21,117	19,97,082	24,88,948
6.	Leave Salary & Pension Contributions	1,32,520	3,00,000	4,32,520	6,62,757
7.	New Pension Scheme Contribution	30,77,072	5,77,018	36,54,090	23,75,868
	Total	2,87,24,346	66,71,799	3,53,96,145	3,08,65,867

D. Sathya
Dr. Registrar
National Institute of Technology

S. H. Sane
Registrar
National Institute of Technology - 40 -

NATIONAL INSTITUTE OF TECHNOLOGY, TIRUCHIRAPPALLI-15
SCHEDULE FORMING PART OF INCOME AND EXPENDITURE ACCOUNT

SCHEDULE : 31 ADMINISTRATIVE : GENERAL EXPENSES

(Amount in Rs.)

Sl.No.	Particular	Expenditure as on 31.3.2009	Journal Entry Sundry Creditors	Current Year Expenditure 2008 - 2009	Previous Year Expenditure 2007 - 2008
1	Tour & T.A to staff	3,24,700	--	3,24,700	5,23,889
2	Main Office 82381+195467	2,77,848	--	2,77,848	2,90,725
3	Lawns & Garden / playfields	6,77,111	--	6,77,111	2,89,407
4	Security / Watch & Ward	48,962	--	48,962	1,72,073
5	Sanitation Expenses	5,23,884	--	5,23,884	17,36,350
6	Computer Maintenance / Consumables	12,87,790	--	12,87,790	18,77,326
7	Staff Amenities	95,364	--	95,364	13,799
8	Women Cell Expenses	18,750	--	18,750	15,750
9	Electricity / Water Charges	2,66,08,339	23,56,356	2,89,64,695	2,87,45,294
	Total	2,98,62,748	23,56,356	3,22,19,104	3,36,64,613

SCHEDULE : 32 ADMINISTRATIVE EXPENSES - OTHER CONTINGENT EXPENSES

(Amount in Rs.)

Sl. No.	Particular	Expenditure as on 31.3.2009	Opening Stock	Sundry Creditors	Closing Stock	Current Year Expenditure 2008 - 2009	Previous Year Expenditure 2007 - 2008
1	Postage & Telephone charges	11,79,381	9,540	48,044	33,709	12,03,256	10,00,254
2	Stationery & Printing charges	14,53,552	--	--	--	14,53,552	17,89,810
3	Advertisement Charges	19,42,989	--	--	--	19,42,989	26,70,697
4	Uniform & Livery	3,39,607	--	--	--	3,39,607	3,26,895
5	Legal Expenses	50,000	--	--	--	50,000	2,00,434
6	Audit fee	19,370	--	--	--	19,370	2,71,500
7	Rent, Rates & taxes	35,55,732	--	8,91,429	Prepaid 20398	44,26,763	12,01,073
8	Building Maintenance Expr.	99,62,529	--	--	--	99,62,529	1,40,71,235
9	Corpus Fund payment	2,51,00,000	--	--	--	2,51,00,000	2,50,00,000
10	Major Special repairs	19,73,131	--	17,34,528	--	37,07,659	1,88,55,763
	Total	4,55,76,291	9540	26,74,001	33,709 Prepaid 20398	4,82,05,725	6,53,87,661

S. S. D. S.

NATIONAL INSTITUTE OF TECHNOLOGY, TIRUCHIRAPPALLI-15
SCHEDULE FORMING PART OF INCOME AND EXPENDITURE ACCOUNT

SCHEDULE : 33 ADMINISTRATIVE EXPENSES – OTHER EDUCATIONAL EXPENSES

(Amount in Rs.)

Sl.No.	Particulars	Expenditure as on 31.3.2009	Journal Entry Adjustment	Current Year Expenditure 2008 – 2009	Previous Year Expenditure 2007 – 2008
1	Student Excursion/Regn.fee	1,69,374	--	1,69,374	4,14,207
2	Prizes & Medals	52,800	--	52,800	55,883
3	Training of Teachers(4234125+96844)	43,30,969	--	43,30,969	39,53,093
4	N.C.C / N.S.S	29,810	32,140	61,950	1,30,142
5	Library Operating Cost SBIHEK Debit	8,96,066	Prepaid 105075	7,90,991	20,33,016 1,42,980
6	Hostel Consumables & Estate	3,62,012	--	3,62,012	11,51,619
7	Training & Placement	18,092	--	18,092	13,682
8	Examination Expenditure	20,35,332	--	20,35,332	15,59,989
9.	Seminar(409701+401297)	8,10,998	--	8,10,998	
	TOTAL	87,05,453	32,140 Prepaid 105075	86,32,518	94,54,611

SCHEDULE : 34 ALL INDIA ENTRANCE EXAMINATIONS

(Amount in Rs.)

Sl.No.	Particulars	Current Year Expenditure 2008– 2009	Previous Year Expenditure 2007 – 2008
	NIL		

V. N. Vase

NATIONAL INSTITUTE OF TECHNOLOGY, TIRUCHIRAPPALLI-15
SCHEDULE FORMING PART OF INCOME AND EXPENDITURE ACCOUNT

SCHEDULE : 35 DOC / CONSUMABLES / ACADEMIC DEPARTMENT AND CENTRES

(Amount in Rs.)

Sl.No.	Particular	Expenditure as on 31.3.2009	Sundry Creditors	Current Year 2008-2009	Previous Year 2007-2008
1	D.O.C. Civil Engg.	1,57,060	--	1,57,060	2,93,761
2	D.O.C. Chemical	2,22,293	--	2,22,293	2,24,671
3	D.O.C. CSE	1,53,804	--	1,53,804	45,477
4	D.O.C. Chemistry	3,68,688	--	3,68,688	3,83,637
5	D.O.C. Architecture	1,29,699	--	1,29,699	60,466
6	D.O.C. EEE	1,95,516	--	1,95,516	1,52,128
7	D.O.C. ECE	2,01,959	--	2,01,959	2,58,369
8	D.O.C. ICE	1,35,797	--	1,35,797	2,97,655
9	D.O.C. Maths	6,715	--	6,715	33,719
10	D.O.C. Mechanical	2,33,419	--	2,33,419	5,36,988
11	D.O.C. Metallurgy	3,83,661	--	3,83,661	1,80,299
12	D.O.C. Production	2,57,886	--	2,57,886	3,25,718
13	D.O.C. Physics	2,54,000	--	2,54,000	1,51,921
14	D.O.C. Deans	1,37,114	--	1,37,114	3,35,699
15	D.O.C. CSG	13,30,623	--	13,30,623	27,04,181
16	D.O.C. ENGLISH	18,461	--	18,461	1,992
17	D.O.C. MBA	5,42,337	--	5,42,337	3,21,991
18	D.O.C. DEPTS	2,96,000	2,11,500	5,07,500	
19	D.O.C. MCA	2,25,707	--	2,25,707	2,00,302
	TOTAL	52,50,739	2,11,500	54,62,239	65,08,974

SCHEDULE : 36 DOC / OTHER CONTINGENT EXPENDITURE / ACADEMIC DEPARTMENT AND CENTRES

(Amount in Rs.)

Sl.No.	Department	Current Year 2008-2009	Previous Year 2007-2008
1	CONTINGENCIES (75,457+3,25,322+8,320)	4,09,099	7,31,390
		4,09,099	7,31,390

J. B. Sankar

SCHEDULE FORMING PART OF INCOME AND EXPENDITURE ACCOUNT
SCHEDULE : 37 MAINTENANCE AND REPAIR TO EQUIPMENT AND TOOLS

(Amount in Rs.)

Sl.No.	Particular	Expenditure as on 31.3.2009	Journal Entry Adjustment	Prepaid Expenses	Current Year 2008 - 2009	Previous Year 2007 - 2008
1	Motor Vehicle	23,34,882	--	87,048	22,47,834	13,80,756
2	Equipment & Tools	9,22,060	1,51,255	--	10,73,315	6,50,239
3	Furniture & Fixtures	3,450	--	--	3,450	3,44,000
4	Other Miscellaneous	70,522	--	--	70,522	1,37,586
5.	Building & Equipment Insurance	3,53,839	--	97,113	2,56,726	89,425
	TOTAL	36,84,753	1,51,255	1,84,161	36,51,847	26,02,006

SCHEDULE : 38 SCHOLARSHIPS

(Amount in Rs.)

Sl.No.	Particular	Expenditure as on 31.3.2009	Journal Entry Adjustment	Prior Period	Current Year 2008-2009	Previous year 2007 - 2008
1	M.C.A Stipend	--	2,08,000		2,08,000	1,20,000
2	M.Tech Stipend	3,16,22,968	44,48,505	28,600	3,60,42,873	2,13,26,986
3.	Ph.D.Stipend	87,65,513	10,08,000	--	97,73,513	31,83,903
	TOTAL	4,03,88,481	56,64,505	28,600	4,60,24,386	2,46,30,889

SCHEDULE : 39 : HEALTH FACILITIES

(Amount in Rs.)

Sl.No.	Particulars	Expenditure as on 31.3.2009	Journal Entry Adjustment	Prior Period	Current Year 2008-2009	Previous year 2007 - 2008
1	Medicines	20,29,951	38,655	16,962	20,51,644	28,50,198
	Total	20,29,951	38,655	16,962	20,51,644	28,50,198

D. B. Jais

NATIONAL INSTITUTE OF TECHNOLOGY, TIRUCHIRAPPALLI-15
SCHEDULE FORMING PART OF INCOME AND EXPENDITURE ACCOUNT

SCHEDULE : 40: HOUSE KEEPING AND ESTATE MAINTENANCE*

(Amount in Rs.)

Sl.No.	Particular	Expenditure as on 31.3.2008	Opening & Closing Stock	Sundry Creditors	Current Year 2008-2009	Previous year 2007 - 2008
	INCLUDED IN SCHEDULE 32 & 33					
	BUILDING MAINTENANCE					

SCHEDULE : 40 A : STUDENTS ACTIVITY EXPENSES

(Amount in Rs.)

Sl.No.	Particulars	Expenditure as on 31.03.2009	Sundry Creditors	Current Year 2008-2009	Previous Year 2007-2008
	1. Sports & Games	7,48,682		7,48,682	8,91,382
	2. Audio Visual	1,200		1,200	3,350
	3. Function	6,32,702		6,32,702	2,75,603
	4. Student Function	--	7,14,689	7,14,689	21,86,331
	5. Clubs & Committees	27,37,027		27,37,027	16,76,045
	6. Guest House	3,54,876		3,54,876	9,18,260
	7. Misc. Exp.	--		--	69,188
	8. Tree Plantation	12,900		12,900	36,800
	9. Festembar	14,26,751		14,26,751	6,90,245
	10. Convocation	7,38,186		7,38,186	6,53,358
	11. Membership/ Assn. fee	1,49,967		1,49,967	10,73,800
	12. Cable TV/CCS(4,56,530-19,050)	4,37,480		4,37,480	147
	13. Student Registration Fees	--		--	54,707
	TOTAL	72,39,771	7,14,689	79,54,460	85,29,216

SCHEDULE : 41: TREC STEP EXPENSES

(Amount in Rs.)

Sl.No.	Department	Current Year 2008 - 2009	Previous Year 2007 - 2008
		NIL	

J. R. Vaid

NATIONAL INSTITUTE OF TECHNOLOGY, TIRUCHIRAPPALLI-15
SCHEDULE FORMING PART OF INCOME AND EXPENDITURE ACCOUNT

SCHEDULE : 42: MHRD PROJECT

(Amount in Rs.)

Sl.No.	Department	Current Year 2008-2009	Previous Year 2007-2008
01	Thrust / MODROB Schemes	--	--
	a. Recurring Expenditure	--	--
	b. Non-recurring Expenditure	--	--
02	Research & Development Schemes		
	a. Recurring	1,22,11,092	2,76,840
	b. Non-recurring Expenditure	1,80,87,368	25,55,080
	Total	3,02,98,460	28,31,920

G. H. Kumar

NATIONAL INSTITUTE OF TECHNOLOGY, TIRUCHIRAPPALLI-15
SCHEDULE : 43 OPENING BALANCE OF CASH AND BANK

(Amount in Rs.)

Sl.No.	Particular	Current Year 2008-2009		Total of both cash & Bank	Previous year 2007-2008		Total of both Cash & Bank
		Bank	Cash		Bank	Cash	
1	<u>A/C 'A' - PLAN</u> Building, Equipment etc. A/c.No. 10023882957	29,74,739	-	29,74,739	18,84,102	2,210	18,86,312
2	<u>A/C 'B' - NON - PLAN</u> U.G. Recurring Account A/c No.10023882946	2,50,74,086	41,362	2,51,15,448	9,59,73,170 24,77,515	47,973	9,60,21,143 24,77,515
3	<u>A/C 'C' - TEQIP</u> a. World Bank Project A/c No.10023883008 b. Canara Bank A/C No.36127	1,28,60,389	6,676	1,28,67,065	70,48,465	5,717	70,54,182
		29,53,692	--	29,53,692	3,09,73,548	--	3,09,73,548
4.	<u>A/C 'D' - Engg.Consultancy</u> a. Consultancy/Testing A/C No.10023883064	36,16,364	--	36,16,364	39,87,874	--	39,87,874
5.	<u>A/C 'F' - Corpus & Other Funds</u> a. Corpus Fund :No.10023883097	51,33,223	--	51,33,223	26,23,573	--	26,23,573
6.	<u>A/C 'G' - R & D Projects</u> a. MHRD R&D Projects A/C No. 10023883042	2,20,54,018	--	2,20,54,018	1,01,70,551	4,091	1,01,74,642
7.	<u>A/C 'H' - Scholarships</u> A/C No.10023883019	63,055	--	63,055	27,49,666	--	27,49,666
8.	<u>A/C "I" New Pension Scheme</u> A/c No. 3006601 5622	50,35,447	--	50,35,447	21,68,900	--	21,68,900
9.	<u>A/c "J" General Provident Fund</u> A/c No. 10023883100	--	--	--	--	--	--
9.	SBI - HEK Branch A/c No.10891414445	13,57,020		13,57,020	--	--	--
TOTAL		8,11,22,033	48,038	8,11,70,071	16,00,57,364	59,991	16,01,17,355

J. H. Jau

NATIONAL INSTITUTE OF TECHNOLOGY, TIRUCHIRAPPALLI-15

SCHEDULE : 44 WORKS & BUILDINGS (CURRENT EXPENDITURE)

(Amount in Rs.)

Sl.N o.	Particular	Expenditure as on 31.3.2009	Sundry Creditors	Current Year 2008-2009
	I CPWD WORKS (DETAILS IN SCH. 7)			

SCHEDULE : 45 Statement showing the Institute's Investment with various Financial Institutions as on 31.3.2009
(Enclosure for Schedule No.18)

Sl. No.	Name of the Bank / Financial Institutions	Name of Funds					Total
		General Provident Fund	Corpus Fund/ Staff Dev. Fund etc.	Endow ment Funds	Research projects	Lib\Caution Deposits	
1.	Reserve Bank of India : Spl.. Deposit Scheme						
	a. Canara Bank , Teppakulam Branch	8,00,000 ✓	--	--	--	--	8,00,000
	b. State Bank of India, NITT Branch	61,18,066 ✓	--	--	--	--	61,18,066
2.	Government of India 8% Redeemable Tax Free Bond	75,00,000 ✓	--	--	--	--	75,00,000
3.	Canara Bank, Teppakulam Branch	--	4,26,16,314	--	--	--	4,26,16,314
4.	State Bank of India, NITT Branch	4,00,00,000 (NPS) 71,12,632	15,59,39,157	6,59,324	1,01,84,932	1,69,03,248	23,07,99,293
5.	SBI HEK Br.Trichy	95,58,981	--	--	--	--	95,58,981
	TOTAL	6,39,77,047 NPS71,12,632	19,85,55,471	6,59,324	1,01,84,932	1,69,03,248	29,73,92,654

O. H. Sam